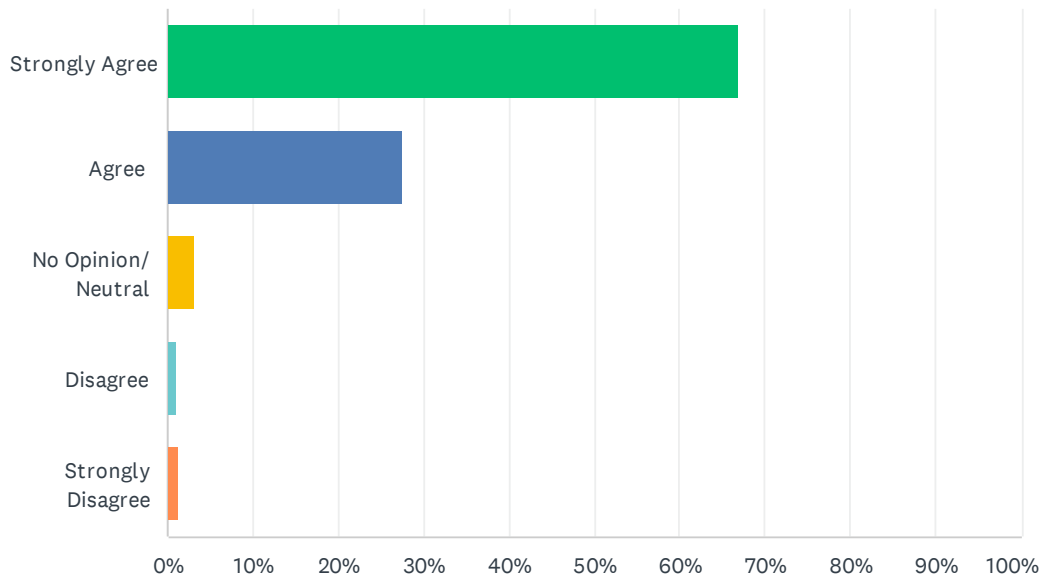


Q1 NSHS educational program is of high quality

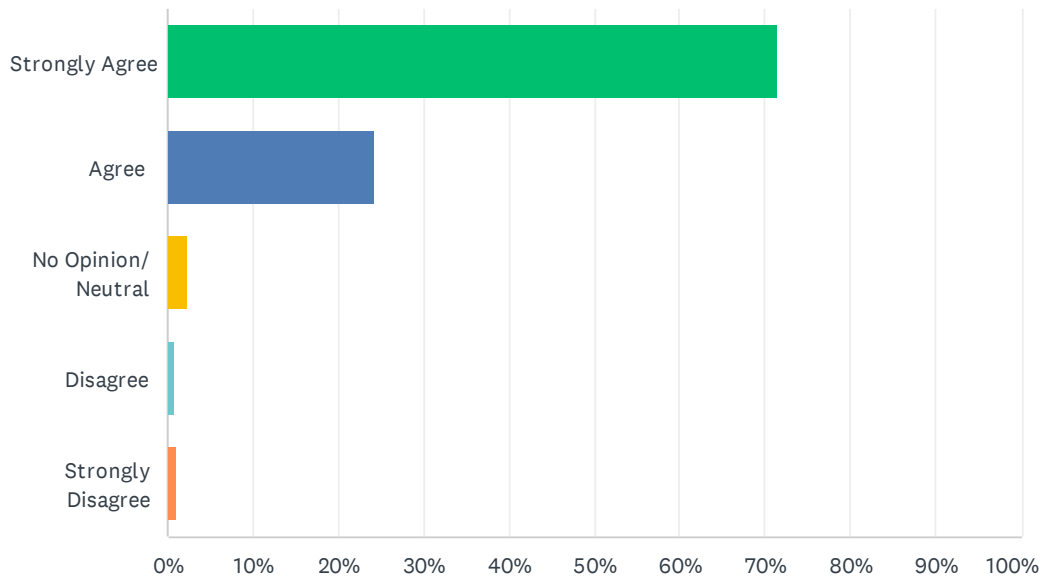
Answered: 521 Skipped: 0



ANSWER CHOICES	RESPONSES	
Strongly Agree	66.99%	349
Agree	27.45%	143
No Opinion/ Neutral	3.26%	17
Disagree	0.96%	5
Strongly Disagree	1.34%	7
TOTAL		521

Q2 NSHS is preparing my child for his or her transition to college

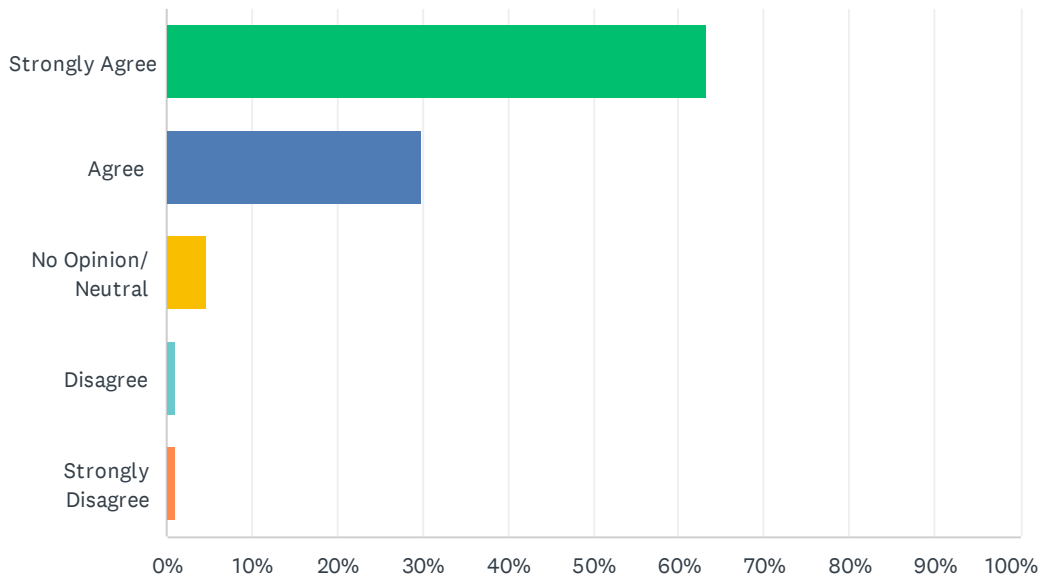
Answered: 521 Skipped: 0



ANSWER CHOICES	RESPONSES	
Strongly Agree	71.40%	372
Agree	24.38%	127
No Opinion/ Neutral	2.30%	12
Disagree	0.77%	4
Strongly Disagree	1.15%	6
TOTAL		521

Q3 NSHS is helping develop my child's career-readiness skills

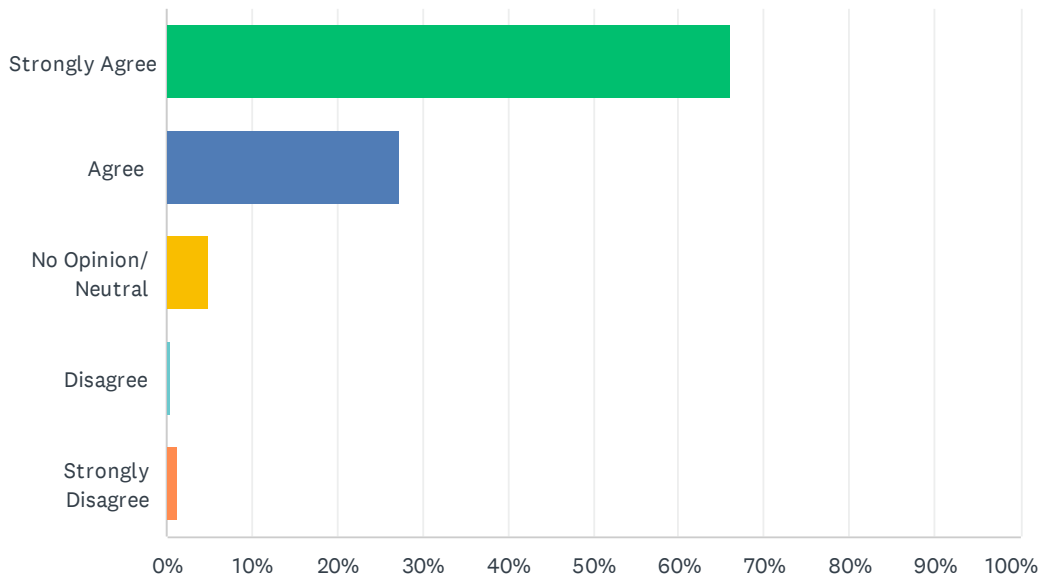
Answered: 521 Skipped: 0



ANSWER CHOICES	RESPONSES	
Strongly Agree	63.34%	330
Agree	29.75%	155
No Opinion/ Neutral	4.61%	24
Disagree	1.15%	6
Strongly Disagree	1.15%	6
TOTAL		521

Q4 NSHS is building my child's habits of personal responsibility

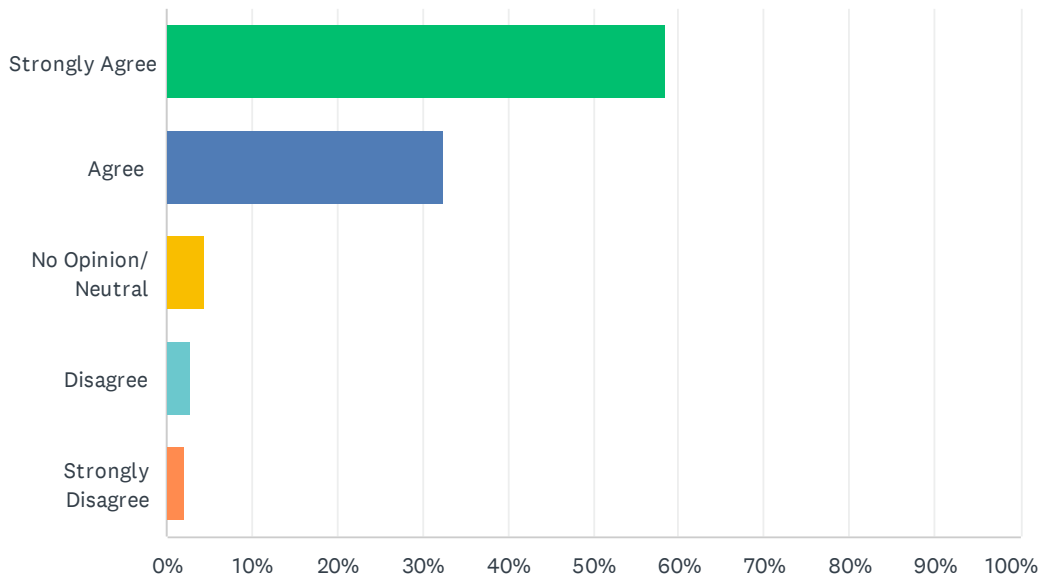
Answered: 521 Skipped: 0



ANSWER CHOICES	RESPONSES	
Strongly Agree	66.03%	344
Agree	27.26%	142
No Opinion/ Neutral	4.99%	26
Disagree	0.38%	2
Strongly Disagree	1.34%	7
TOTAL		521

Q5 NSHS is supporting and mentoring my child towards academic success

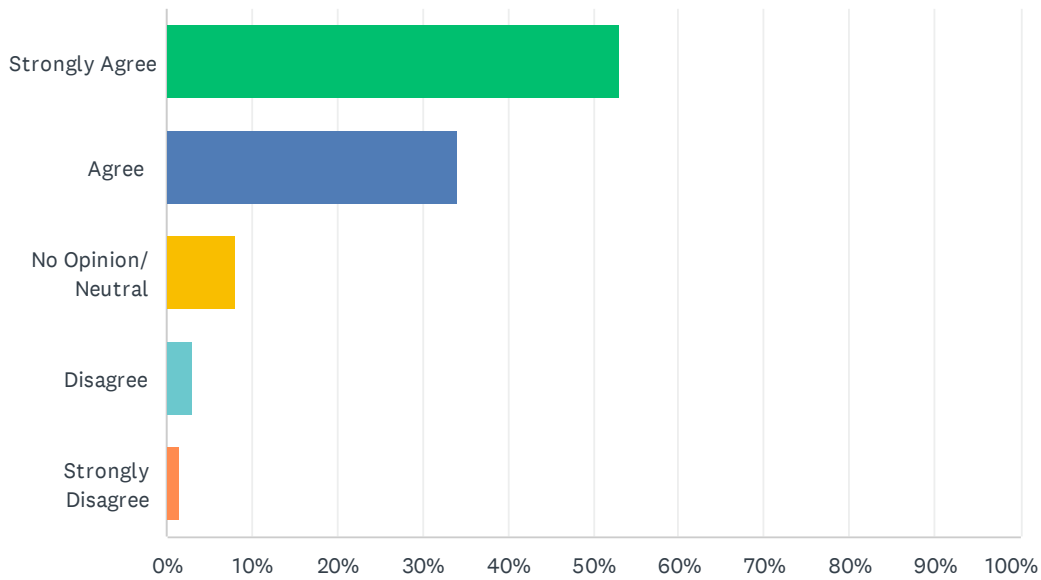
Answered: 521 Skipped: 0



ANSWER CHOICES	RESPONSES	
Strongly Agree	58.35%	304
Agree	32.44%	169
No Opinion/ Neutral	4.41%	23
Disagree	2.69%	14
Strongly Disagree	2.11%	11
TOTAL		521

Q6 NSHS offers opportunities for my child to engage socially with peers

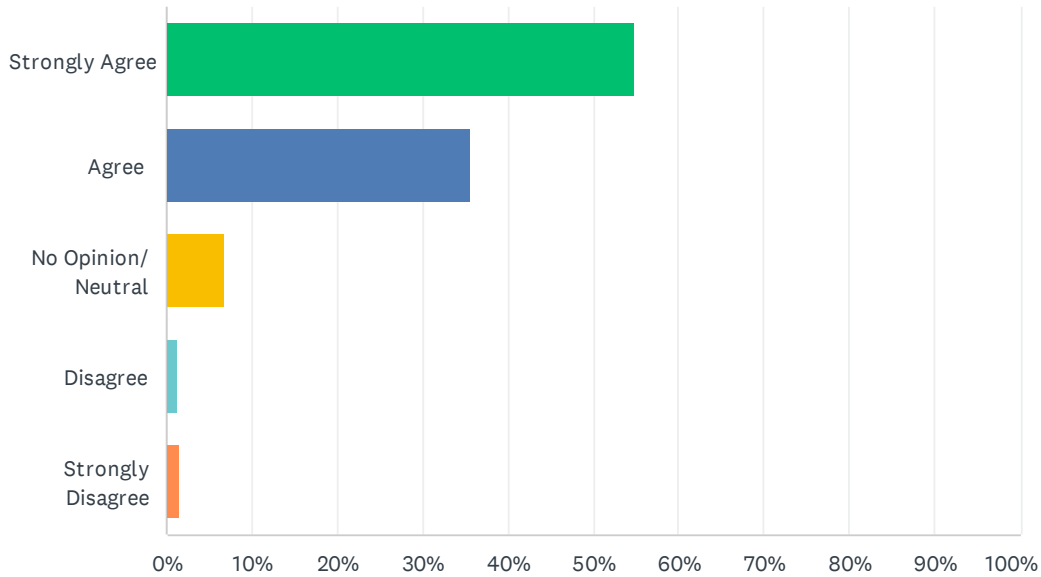
Answered: 521 Skipped: 0



ANSWER CHOICES	RESPONSES	
Strongly Agree	53.17%	277
Agree	34.17%	178
No Opinion/ Neutral	8.06%	42
Disagree	3.07%	16
Strongly Disagree	1.54%	8
TOTAL		521

Q7 NSHS students have access to a variety of learning resources and support

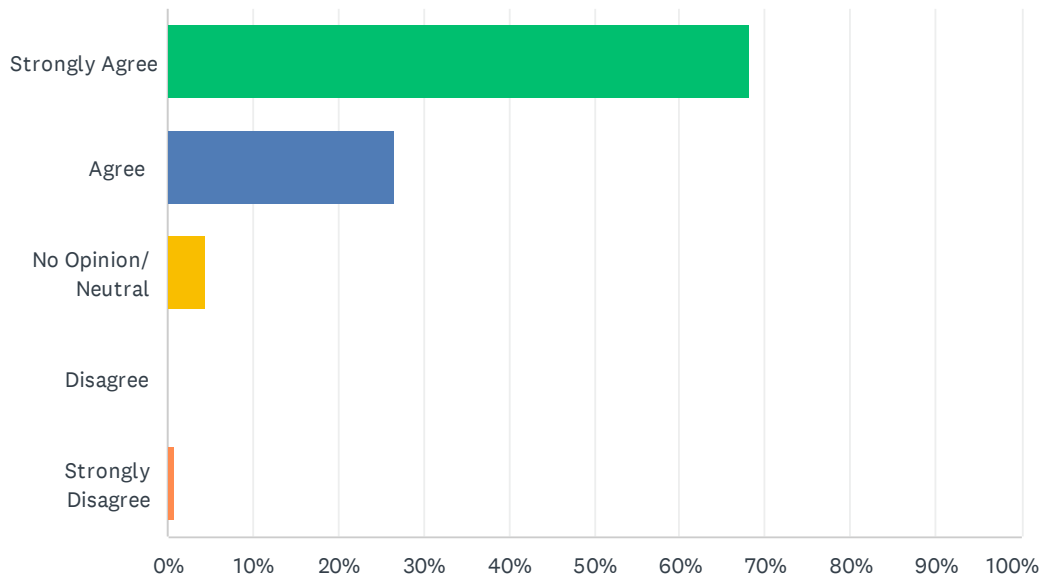
Answered: 521 Skipped: 0



ANSWER CHOICES	RESPONSES	
Strongly Agree	54.89%	286
Agree	35.51%	185
No Opinion/ Neutral	6.72%	35
Disagree	1.34%	7
Strongly Disagree	1.54%	8
TOTAL		521

Q8 NSHS facilities are clean, welcoming, safe, and well maintained

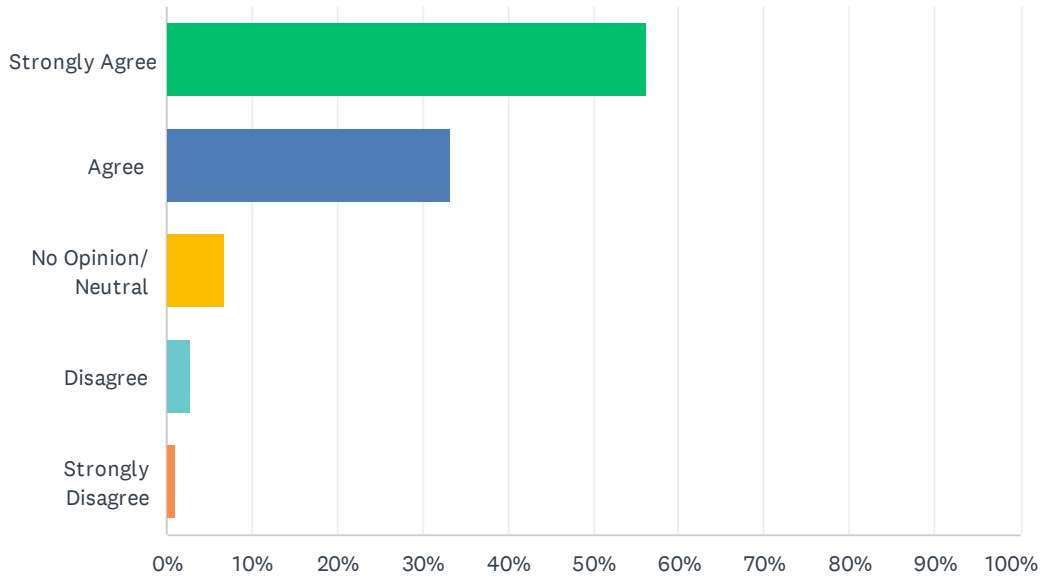
Answered: 521 Skipped: 0



ANSWER CHOICES	RESPONSES	
Strongly Agree	68.14%	355
Agree	26.68%	139
No Opinion/ Neutral	4.41%	23
Disagree	0.00%	0
Strongly Disagree	0.77%	4
TOTAL		521

Q9 NSHS offers various methods of communication to keep parents informed

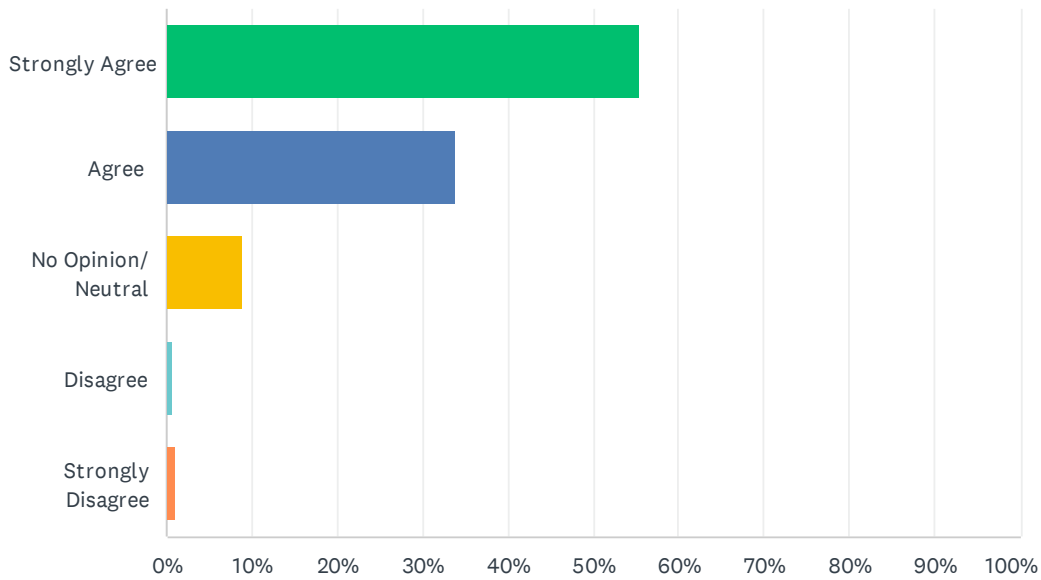
Answered: 521 Skipped: 0



ANSWER CHOICES	RESPONSES	
Strongly Agree	56.24%	293
Agree	33.21%	173
No Opinion/ Neutral	6.72%	35
Disagree	2.69%	14
Strongly Disagree	1.15%	6
TOTAL		521

Q10 NSHS is preparing my child to solve future problems he/she will face

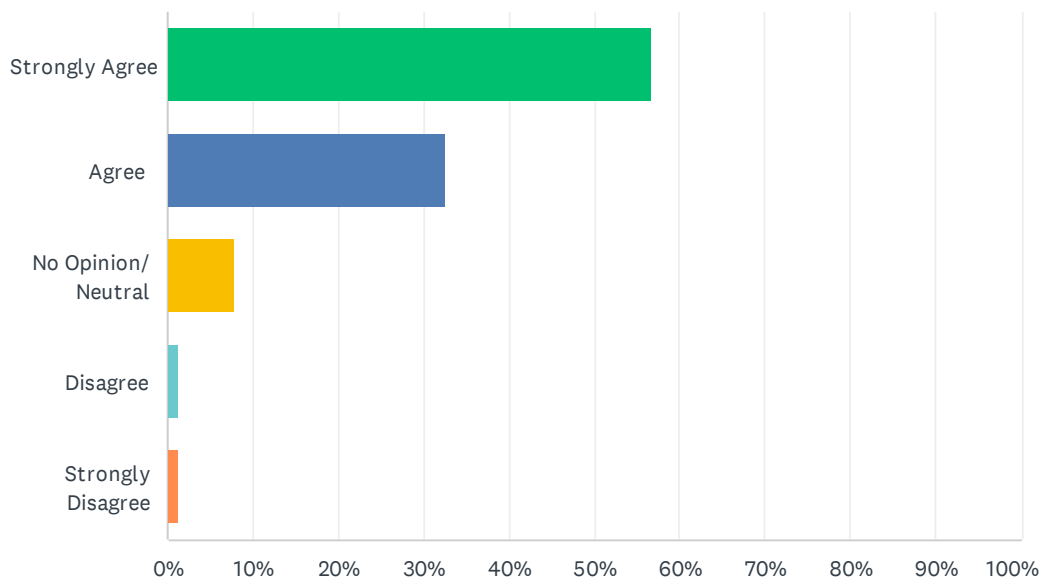
Answered: 521 Skipped: 0



ANSWER CHOICES	RESPONSES	
Strongly Agree	55.47%	289
Agree	33.97%	177
No Opinion/ Neutral	9.02%	47
Disagree	0.58%	3
Strongly Disagree	0.96%	5
TOTAL		521

Q11 NSHS volunteer hours strengthen my child's resume and experience

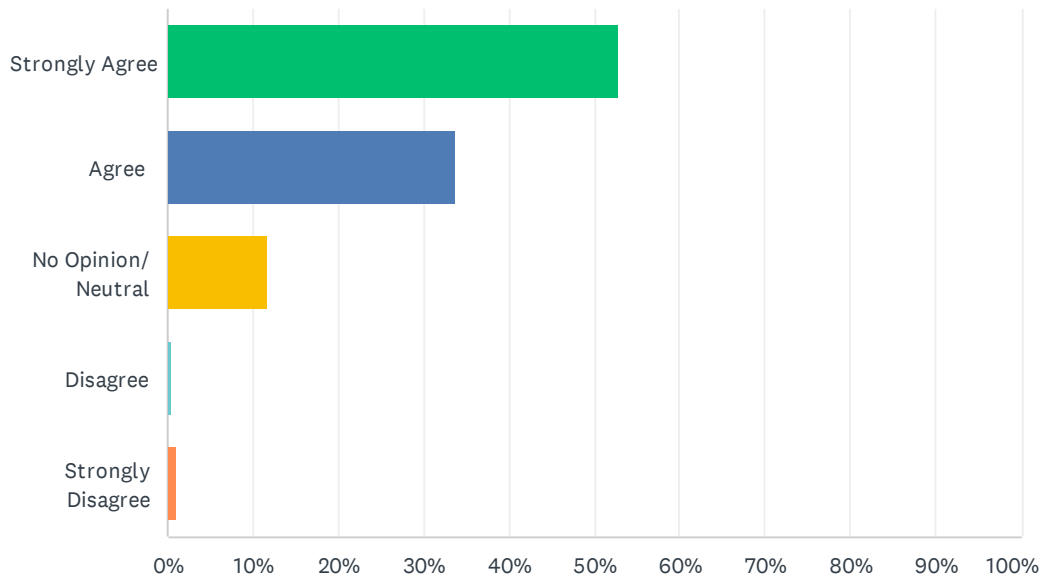
Answered: 521 Skipped: 0



ANSWER CHOICES	RESPONSES	
Strongly Agree	56.81%	296
Agree	32.63%	170
No Opinion/ Neutral	7.87%	41
Disagree	1.34%	7
Strongly Disagree	1.34%	7
TOTAL		521

Q12 NSHS students show respect and concern for each other

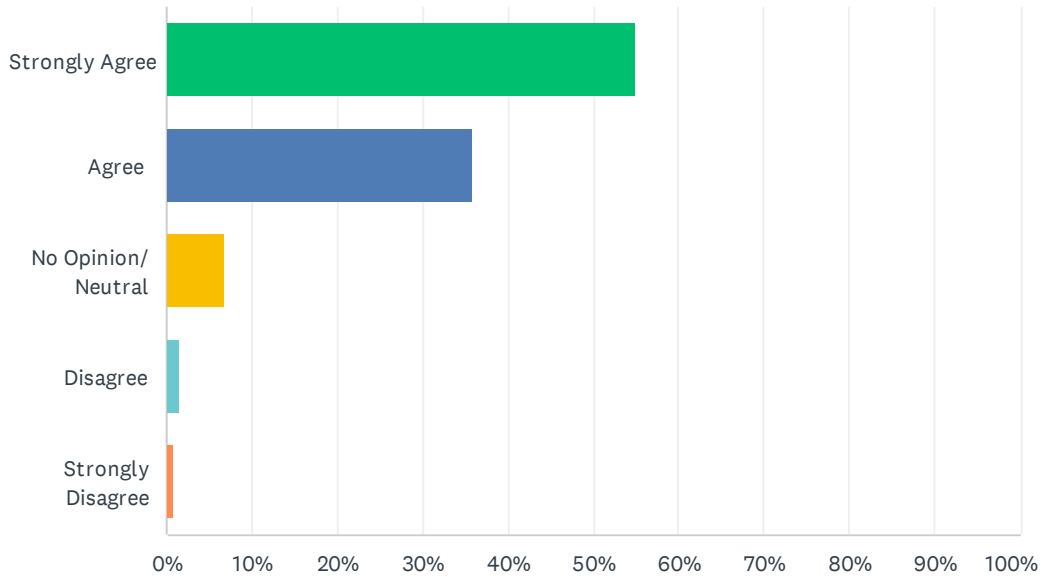
Answered: 521 Skipped: 0



ANSWER CHOICES	RESPONSES	
Strongly Agree	52.98%	276
Agree	33.78%	176
No Opinion/ Neutral	11.71%	61
Disagree	0.38%	2
Strongly Disagree	1.15%	6
TOTAL		521

Q13 NSHS discipline expectations are clearly communicated, fair, and effective.

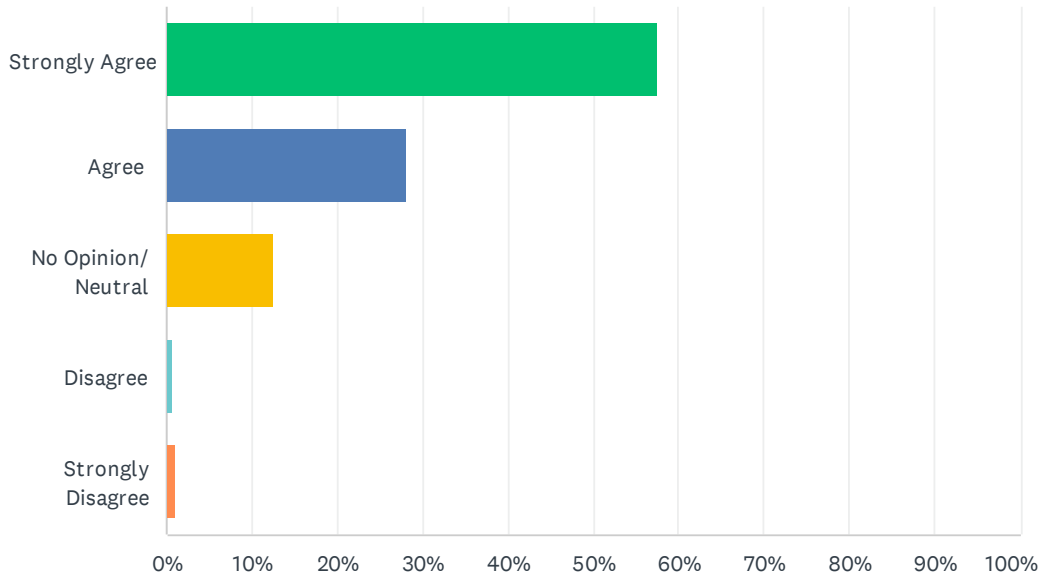
Answered: 521 Skipped: 0



ANSWER CHOICES	RESPONSES	
Strongly Agree	55.09%	287
Agree	35.89%	187
No Opinion/ Neutral	6.72%	35
Disagree	1.54%	8
Strongly Disagree	0.77%	4
TOTAL		521

Q14 NSHS staff demonstrate sensitivity to race, gender, and others' beliefs.

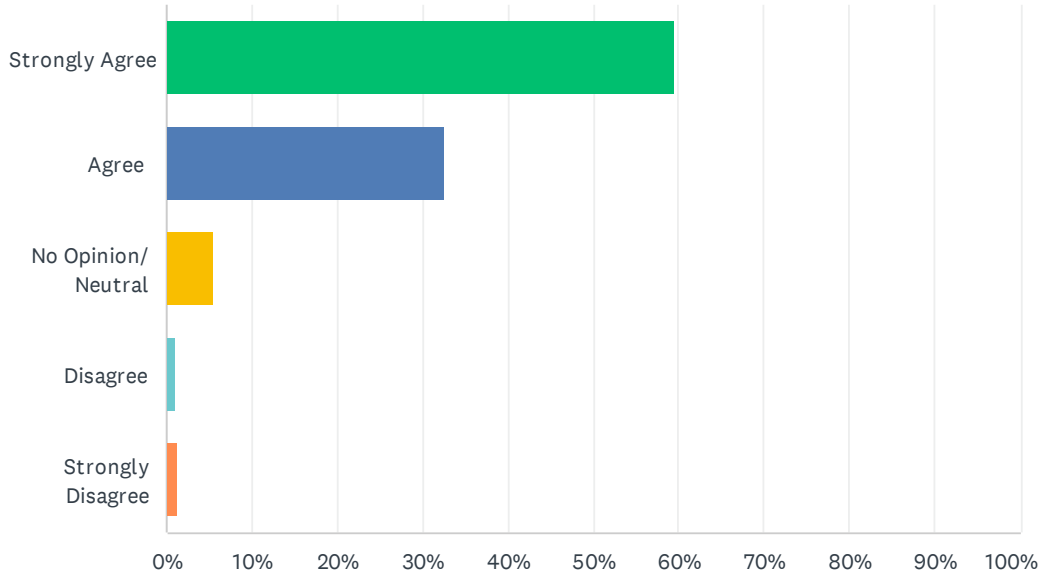
Answered: 521 Skipped: 0



ANSWER CHOICES	RESPONSES	
Strongly Agree	57.58%	300
Agree	28.21%	147
No Opinion/ Neutral	12.48%	65
Disagree	0.58%	3
Strongly Disagree	1.15%	6
TOTAL		521

Q15 NSHS staff show a genuine concern for the future success of students.

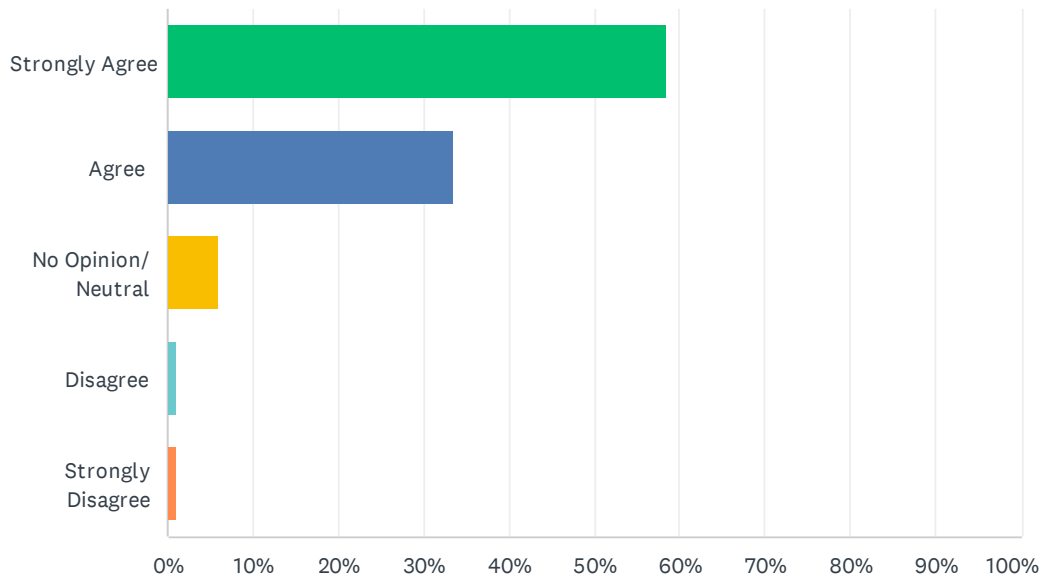
Answered: 521 Skipped: 0



ANSWER CHOICES	RESPONSES	
Strongly Agree	59.50%	310
Agree	32.63%	170
No Opinion/ Neutral	5.57%	29
Disagree	0.96%	5
Strongly Disagree	1.34%	7
TOTAL		521

Q16 NSHS parents feel welcome in our school.

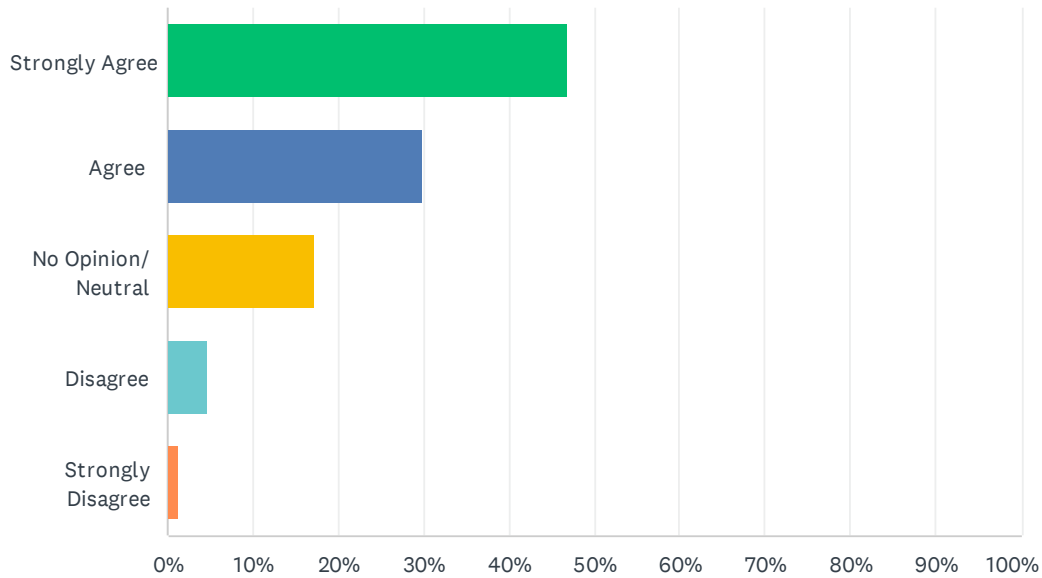
Answered: 521 Skipped: 0



ANSWER CHOICES	RESPONSES	
Strongly Agree	58.35%	304
Agree	33.40%	174
No Opinion/ Neutral	5.95%	31
Disagree	1.15%	6
Strongly Disagree	1.15%	6
TOTAL		521

Q17 NSHS parents are offered training and support on how to help their children transition to college through Parent in Partnership events and other resources.

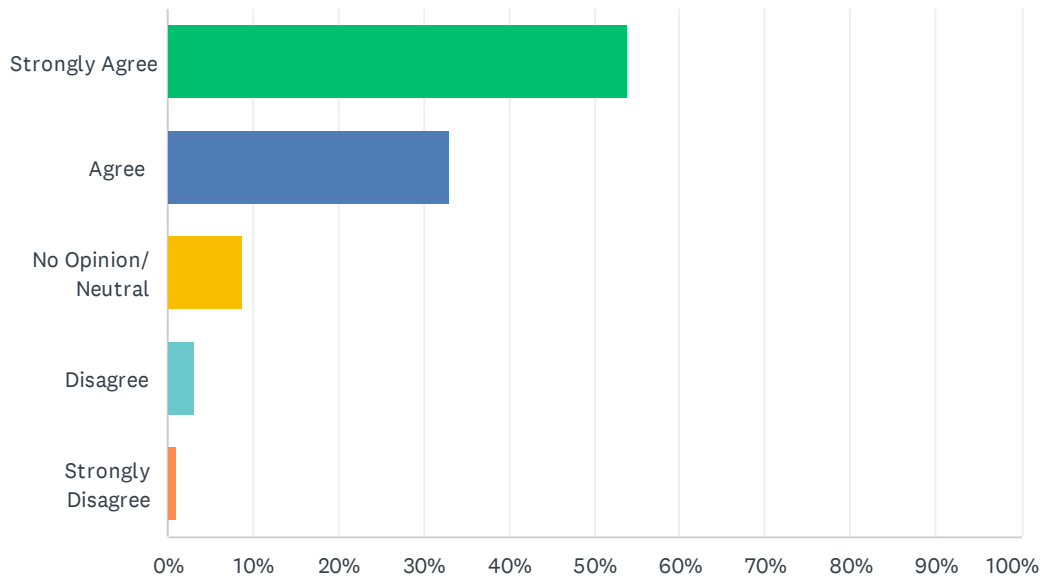
Answered: 521 Skipped: 0



ANSWER CHOICES	RESPONSES	
Strongly Agree	46.83%	244
Agree	29.94%	156
No Opinion/ Neutral	17.27%	90
Disagree	4.61%	24
Strongly Disagree	1.34%	7
TOTAL		521

Q18 NSHS addresses parent concerns and questions.

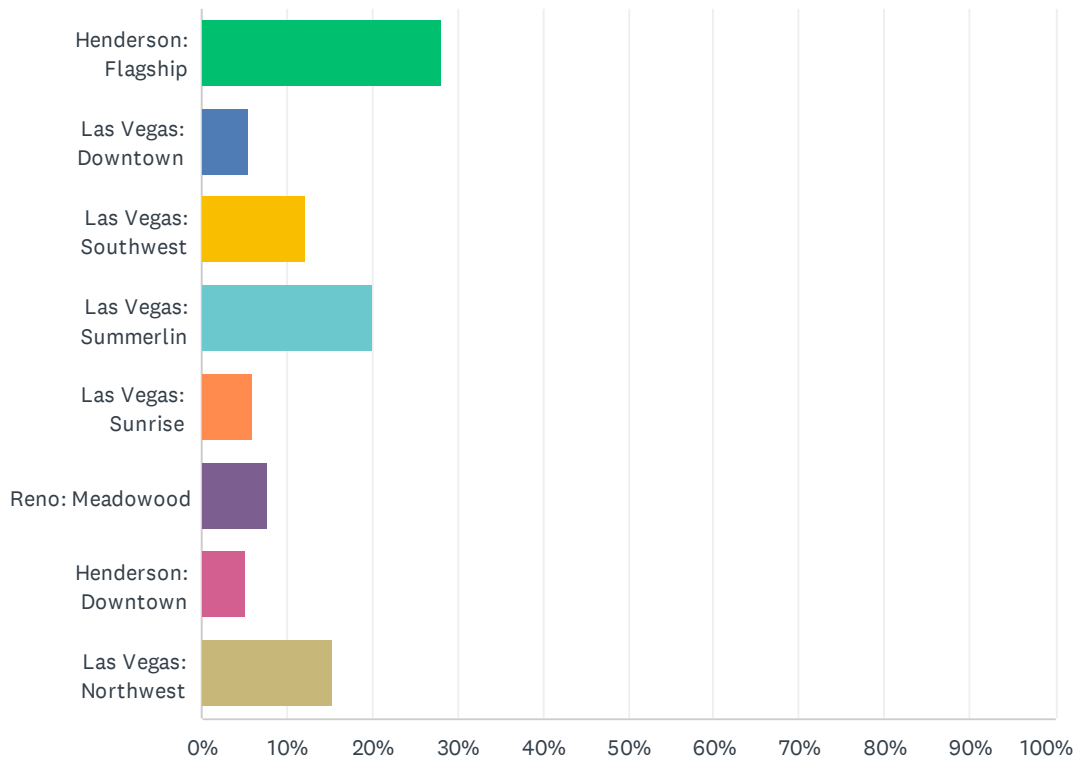
Answered: 521 Skipped: 0



ANSWER CHOICES	RESPONSES	
Strongly Agree	53.93%	281
Agree	33.01%	172
No Opinion/ Neutral	8.83%	46
Disagree	3.26%	17
Strongly Disagree	0.96%	5
TOTAL		521

Q19 What campus does your student attend?

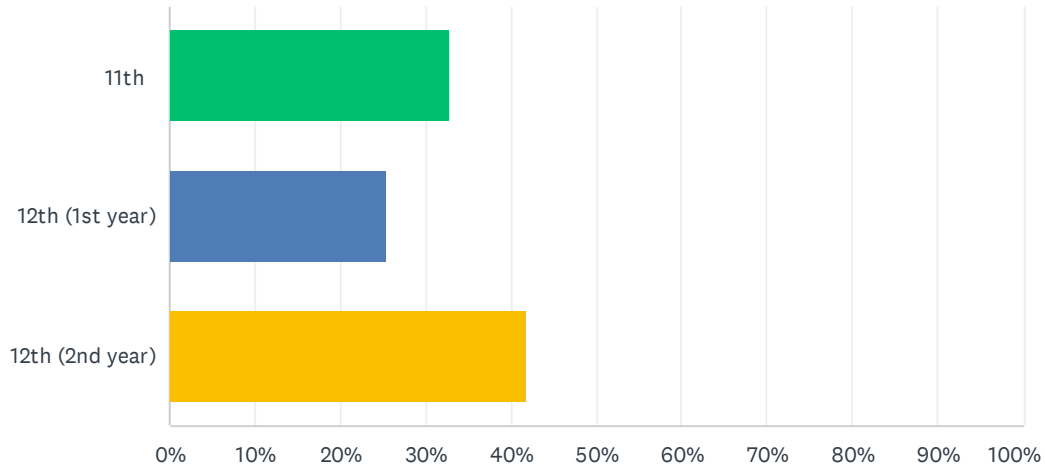
Answered: 521 Skipped: 0



ANSWER CHOICES	RESPONSES	
Henderson: Flagship	28.21%	147
Las Vegas: Downtown	5.57%	29
Las Vegas: Southwest	12.09%	63
Las Vegas: Summerlin	19.96%	104
Las Vegas: Sunrise	5.95%	31
Reno: Meadowood	7.68%	40
Henderson: Downtown	5.18%	27
Las Vegas: Northwest	15.36%	80
TOTAL		521

Q20 What grade is your student currently in?

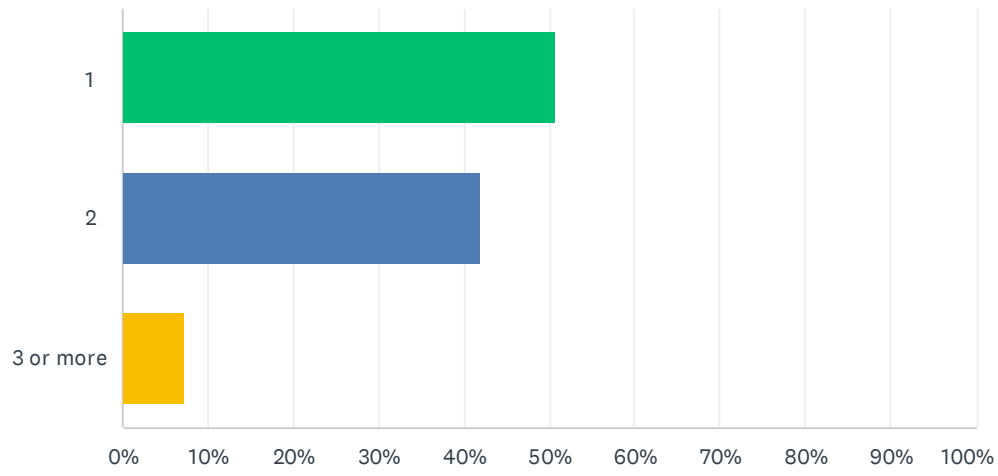
Answered: 521 Skipped: 0



ANSWER CHOICES	RESPONSES	
11th	32.82%	171
12th (1st year)	25.34%	132
12th (2nd year)	41.84%	218
TOTAL		521

Q21 How many years have you been a NSHS parent?

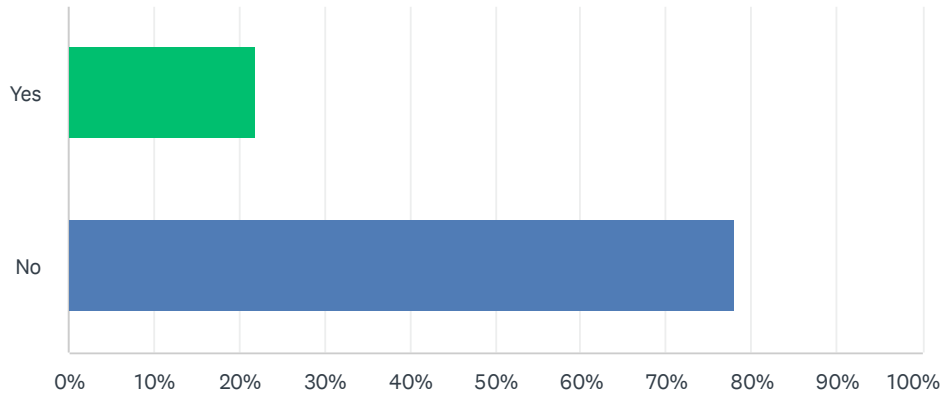
Answered: 521 Skipped: 0



ANSWER CHOICES	RESPONSES	
1	50.67%	264
2	42.03%	219
3 or more	7.29%	38
TOTAL		521

Q22 Would your student be the first person in your family to attend college?

Answered: 521 Skipped: 0



ANSWER CHOICES	RESPONSES	
Yes	21.88%	114
No	78.12%	407
TOTAL		521

Q23 Do you have any comments regarding Parent in Partnership events and/or resources?

Answered: 166 Skipped: 355