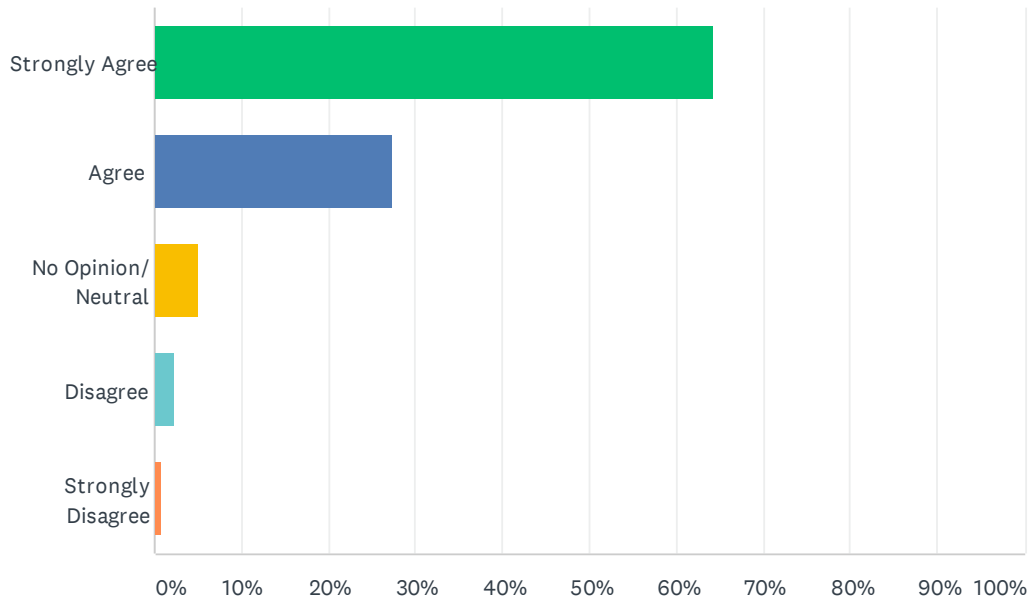


Q1 NSHS educational program is of high quality

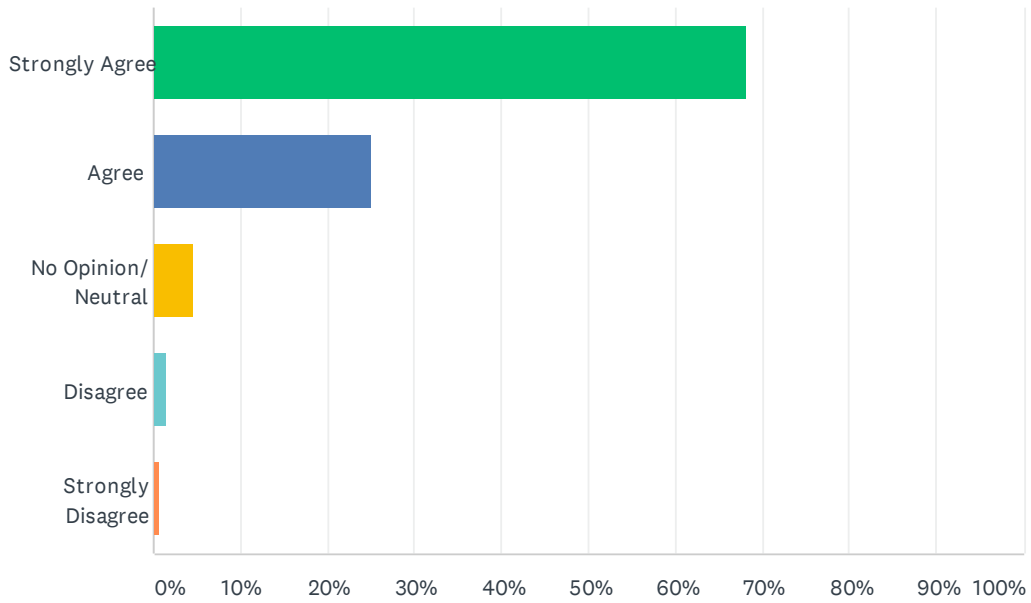
Answered: 342 Skipped: 0



ANSWER CHOICES	RESPONSES	
Strongly Agree	64.33%	220
Agree	27.49%	94
No Opinion/ Neutral	4.97%	17
Disagree	2.34%	8
Strongly Disagree	0.88%	3
TOTAL		342

Q2 NSHS is preparing my child for his or her transition to college

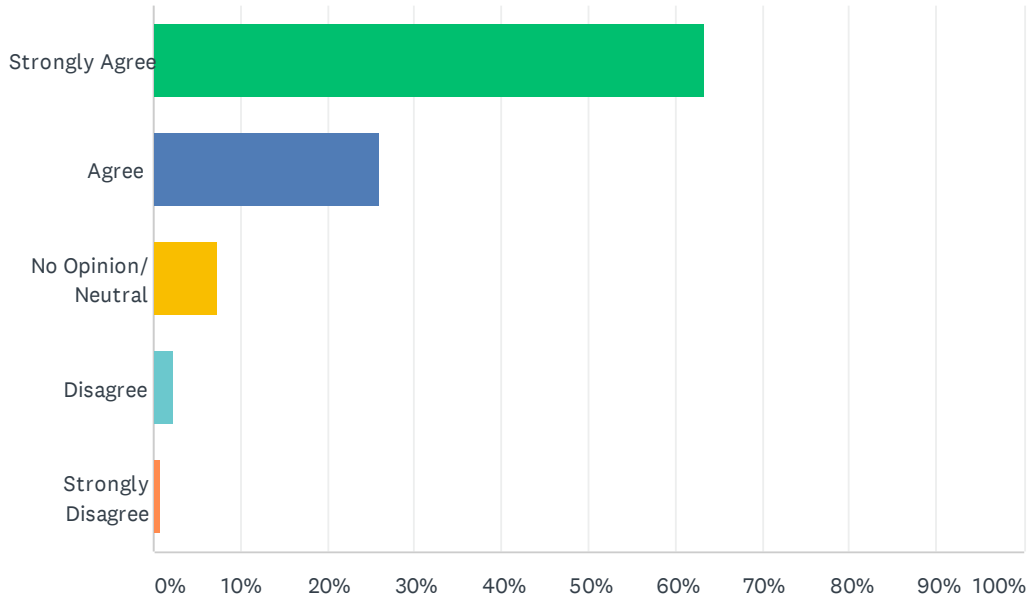
Answered: 342 Skipped: 0



ANSWER CHOICES	RESPONSES	
Strongly Agree	68.13%	233
Agree	25.15%	86
No Opinion/ Neutral	4.68%	16
Disagree	1.46%	5
Strongly Disagree	0.58%	2
TOTAL		342

Q3 NSHS is helping develop my child's career-readiness skills

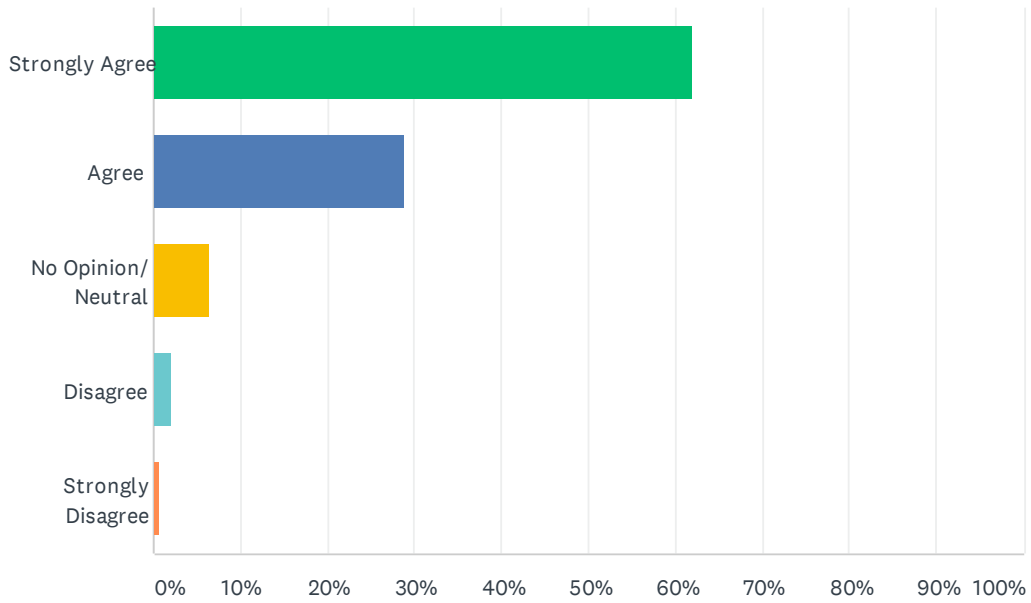
Answered: 342 Skipped: 0



ANSWER CHOICES	RESPONSES	
Strongly Agree	63.45%	217
Agree	26.02%	89
No Opinion/ Neutral	7.31%	25
Disagree	2.34%	8
Strongly Disagree	0.88%	3
TOTAL		342

Q4 NSHS is building my child's habits of personal responsibility

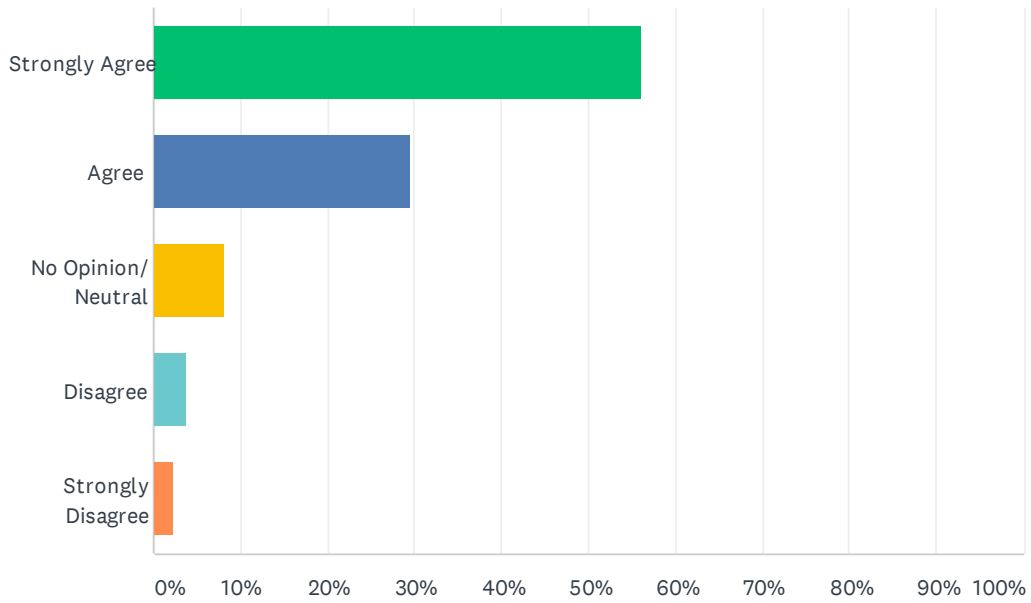
Answered: 342 Skipped: 0



ANSWER CHOICES	RESPONSES	
Strongly Agree	61.99%	212
Agree	28.95%	99
No Opinion/ Neutral	6.43%	22
Disagree	2.05%	7
Strongly Disagree	0.58%	2
TOTAL		342

Q5 NSHS is supporting and mentoring my child towards academic success

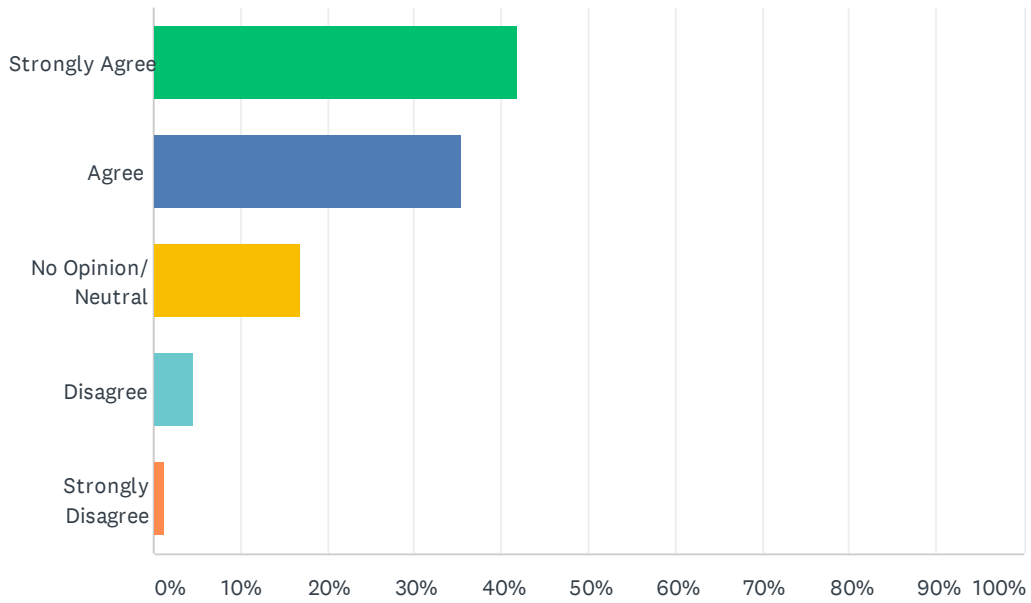
Answered: 342 Skipped: 0



ANSWER CHOICES	RESPONSES	
Strongly Agree	56.14%	192
Agree	29.53%	101
No Opinion/ Neutral	8.19%	28
Disagree	3.80%	13
Strongly Disagree	2.34%	8
TOTAL		342

Q6 NSHS offers opportunities for my child to engage socially with peers

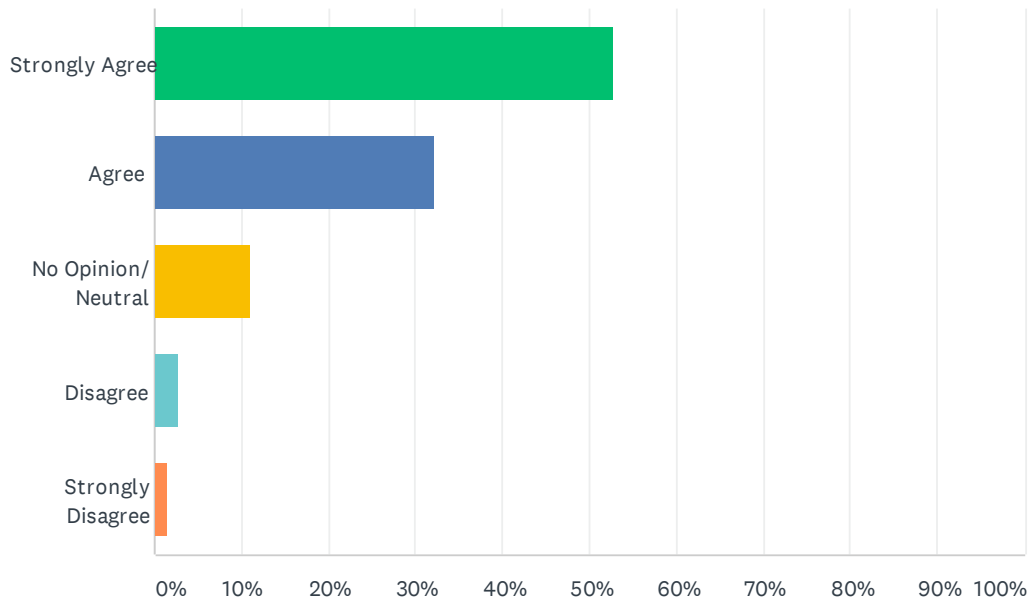
Answered: 342 Skipped: 0



ANSWER CHOICES	RESPONSES	
Strongly Agree	41.81%	143
Agree	35.38%	121
No Opinion/ Neutral	16.96%	58
Disagree	4.68%	16
Strongly Disagree	1.17%	4
TOTAL		342

Q7 NSHS students have access to a variety of learning resources and support

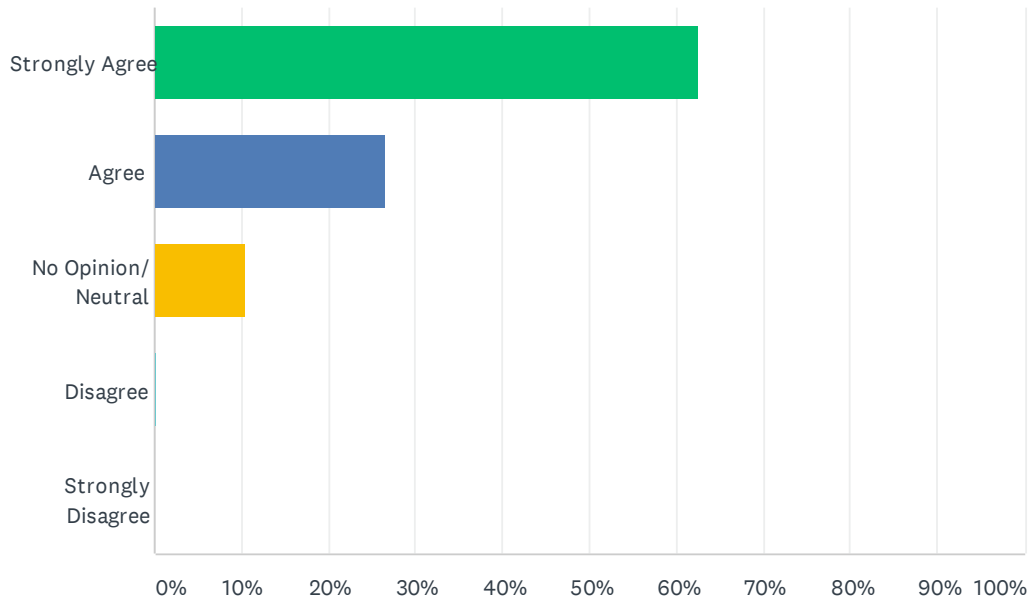
Answered: 342 Skipped: 0



ANSWER CHOICES	RESPONSES	
Strongly Agree	52.63%	180
Agree	32.16%	110
No Opinion/ Neutral	11.11%	38
Disagree	2.63%	9
Strongly Disagree	1.46%	5
TOTAL		342

Q8 NSHS facilities are clean and well maintained

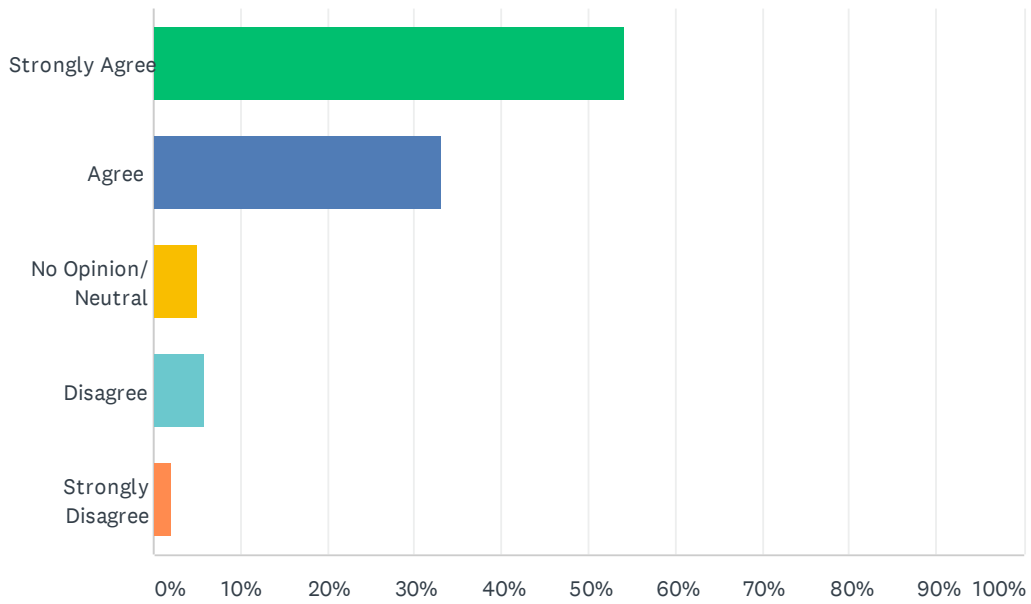
Answered: 342 Skipped: 0



ANSWER CHOICES	RESPONSES	
Strongly Agree	62.57%	214
Agree	26.61%	91
No Opinion/ Neutral	10.53%	36
Disagree	0.29%	1
Strongly Disagree	0.00%	0
TOTAL		342

Q9 NSHS offers various methods of communication to keep parents informed

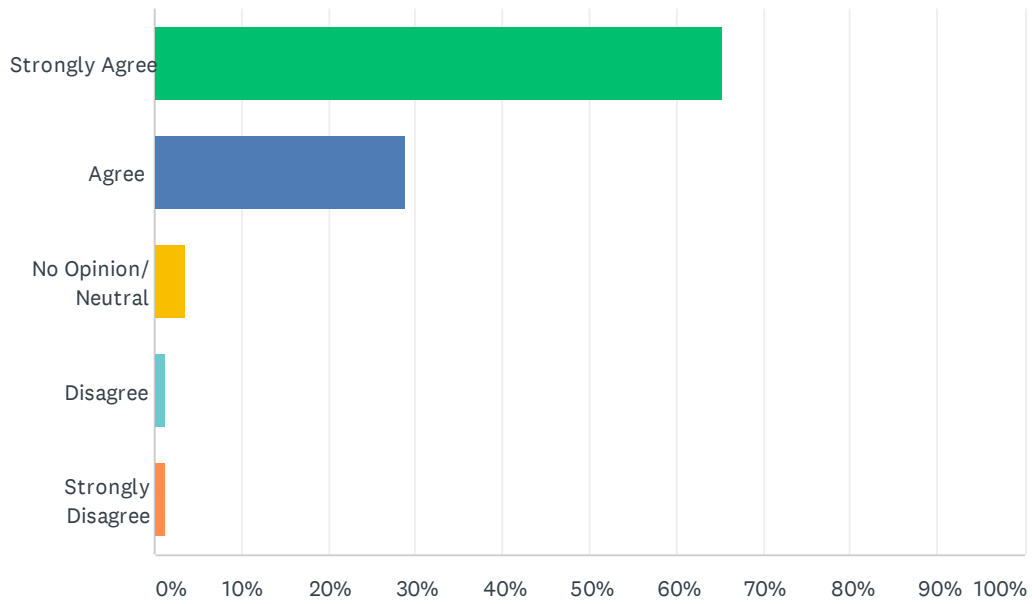
Answered: 342 Skipped: 0



ANSWER CHOICES	RESPONSES	
Strongly Agree	54.09%	185
Agree	33.04%	113
No Opinion/ Neutral	4.97%	17
Disagree	5.85%	20
Strongly Disagree	2.05%	7
TOTAL		342

Q10 NSHS is preparing my child to continue his/her education after high school

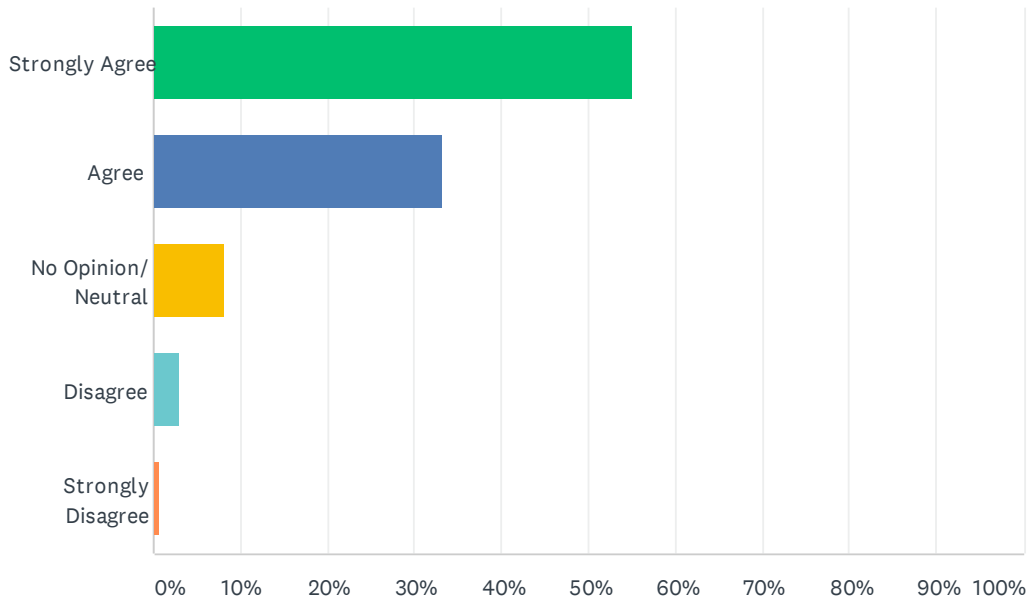
Answered: 342 Skipped: 0



ANSWER CHOICES	RESPONSES	
Strongly Agree	65.20%	223
Agree	28.95%	99
No Opinion/ Neutral	3.51%	12
Disagree	1.17%	4
Strongly Disagree	1.17%	4
TOTAL		342

Q11 NSHS is preparing my child to solve future problems he/she will face

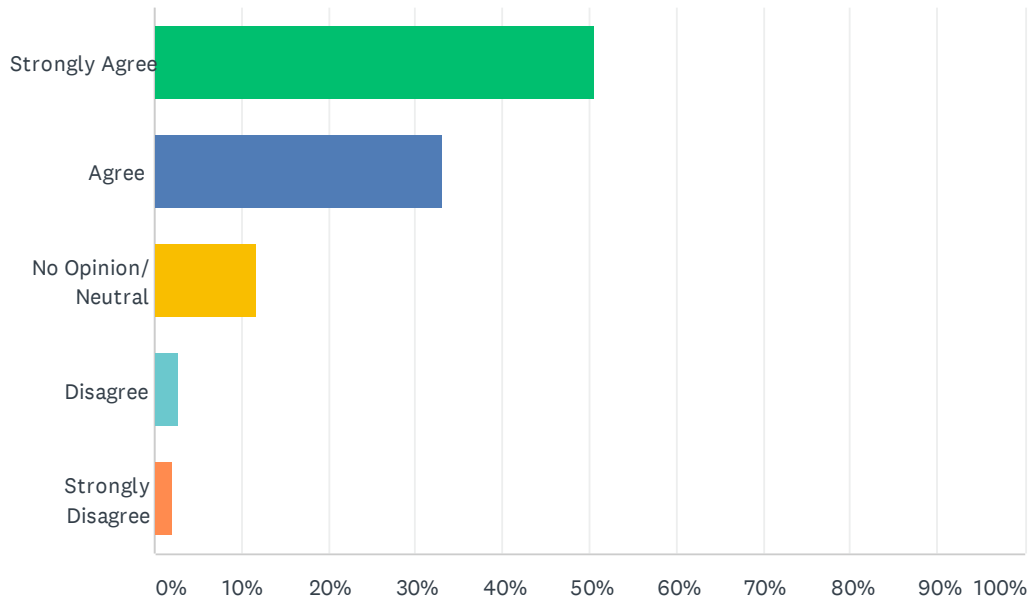
Answered: 342 Skipped: 0



ANSWER CHOICES	RESPONSES	
Strongly Agree	54.97%	188
Agree	33.33%	114
No Opinion/ Neutral	8.19%	28
Disagree	2.92%	10
Strongly Disagree	0.58%	2
TOTAL		342

Q12 NSHS volunteer hours strengthen my child's resume and experience

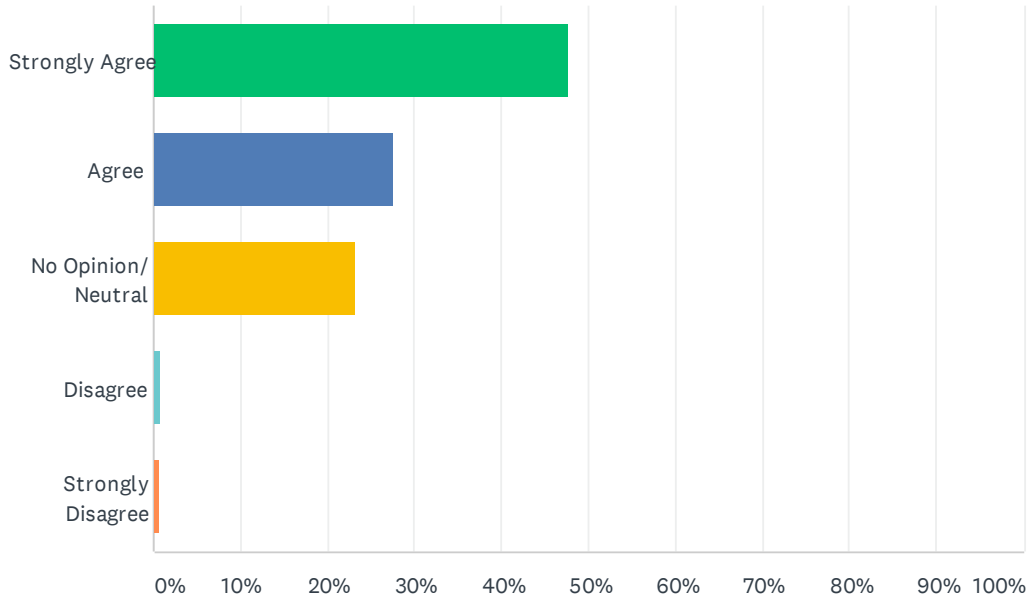
Answered: 342 Skipped: 0



ANSWER CHOICES	RESPONSES	
Strongly Agree	50.58%	173
Agree	33.04%	113
No Opinion/ Neutral	11.70%	40
Disagree	2.63%	9
Strongly Disagree	2.05%	7
TOTAL		342

Q13 NSHS students show respect and concern for each other

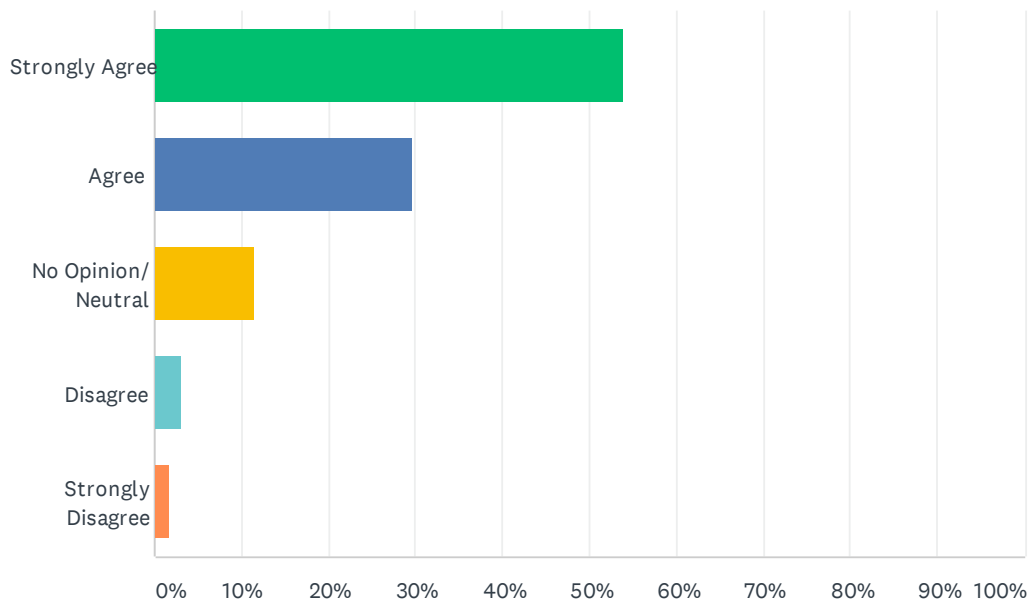
Answered: 341 Skipped: 1



ANSWER CHOICES	RESPONSES	
Strongly Agree	47.80%	163
Agree	27.57%	94
No Opinion/ Neutral	23.17%	79
Disagree	0.88%	3
Strongly Disagree	0.59%	2
TOTAL		341

Q14 NSHS discipline expectations are clearly communicated, fair, and effective.

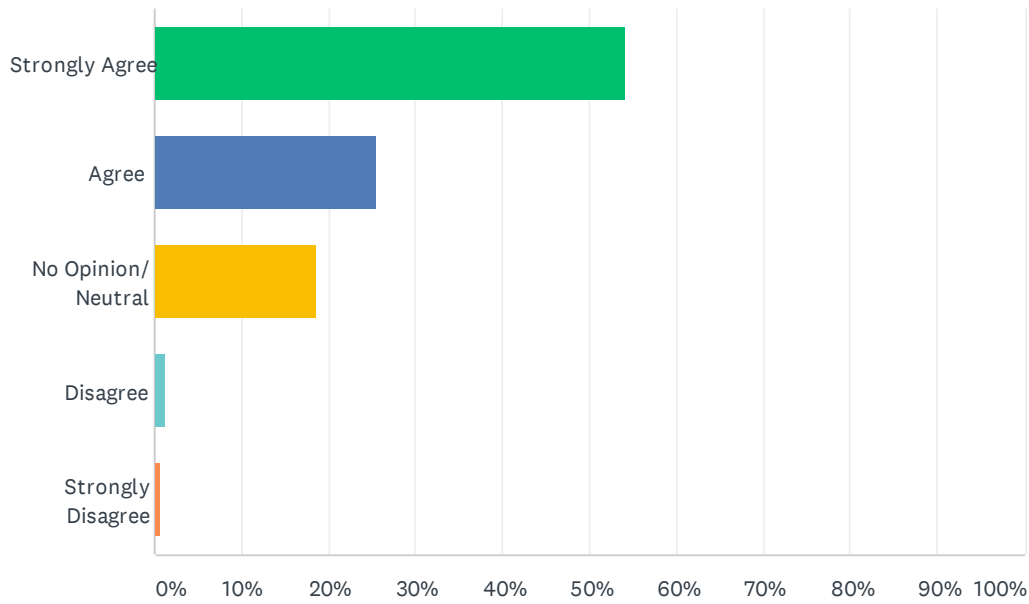
Answered: 341 Skipped: 1



ANSWER CHOICES	RESPONSES	
Strongly Agree	53.96%	184
Agree	29.62%	101
No Opinion/ Neutral	11.44%	39
Disagree	3.23%	11
Strongly Disagree	1.76%	6
TOTAL		341

Q15 NSHS staff demonstrate sensitivity to race, gender, and others' beliefs.

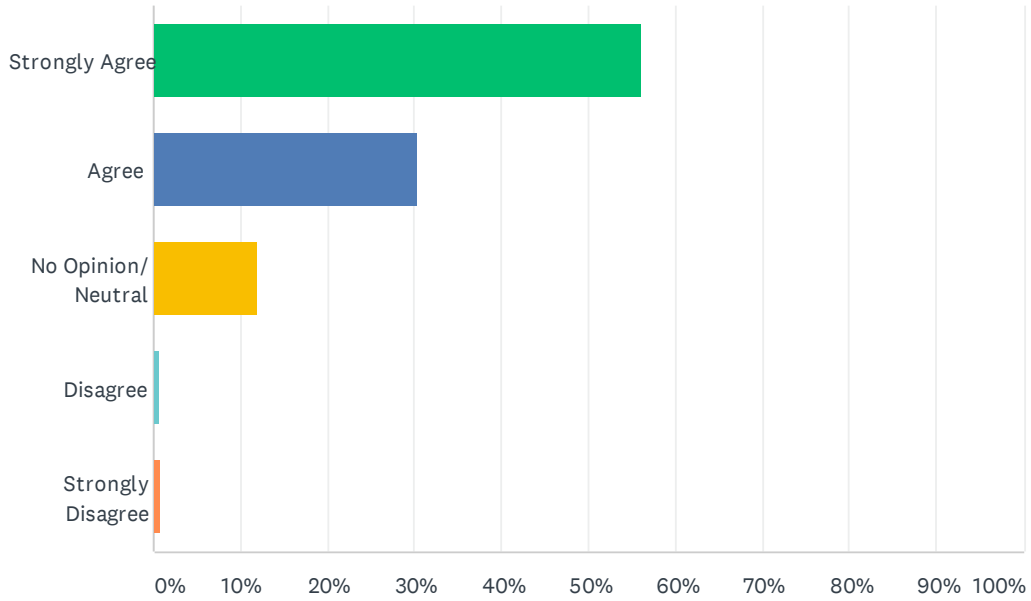
Answered: 342 Skipped: 0



ANSWER CHOICES	RESPONSES	
Strongly Agree	54.09%	185
Agree	25.44%	87
No Opinion/ Neutral	18.71%	64
Disagree	1.17%	4
Strongly Disagree	0.58%	2
TOTAL		342

Q16 NSHS maintains a safe and orderly environment.

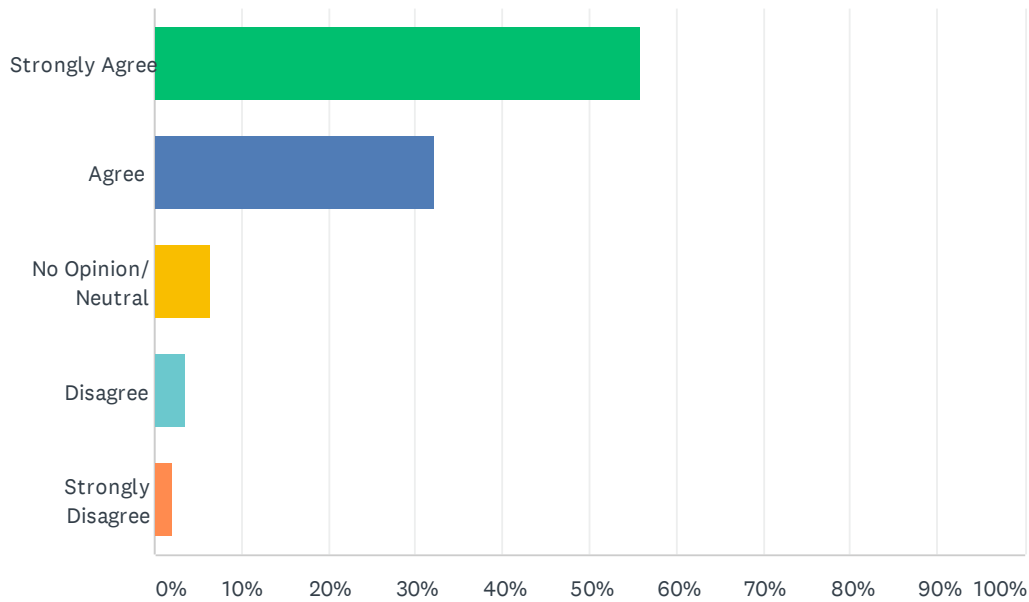
Answered: 342 Skipped: 0



ANSWER CHOICES	RESPONSES	
Strongly Agree	56.14%	192
Agree	30.41%	104
No Opinion/ Neutral	11.99%	41
Disagree	0.58%	2
Strongly Disagree	0.88%	3
TOTAL		342

Q17 NSHS staff show a genuine concern for the future success of students.

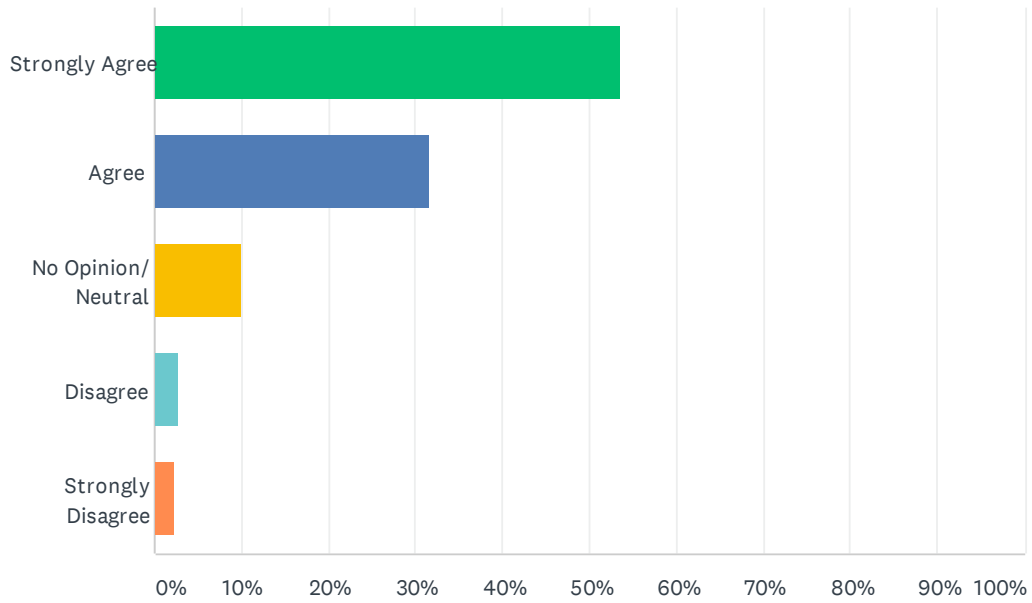
Answered: 342 Skipped: 0



ANSWER CHOICES	RESPONSES	
Strongly Agree	55.85%	191
Agree	32.16%	110
No Opinion/ Neutral	6.43%	22
Disagree	3.51%	12
Strongly Disagree	2.05%	7
TOTAL		342

Q18 NSHS parents feel welcome in our school.

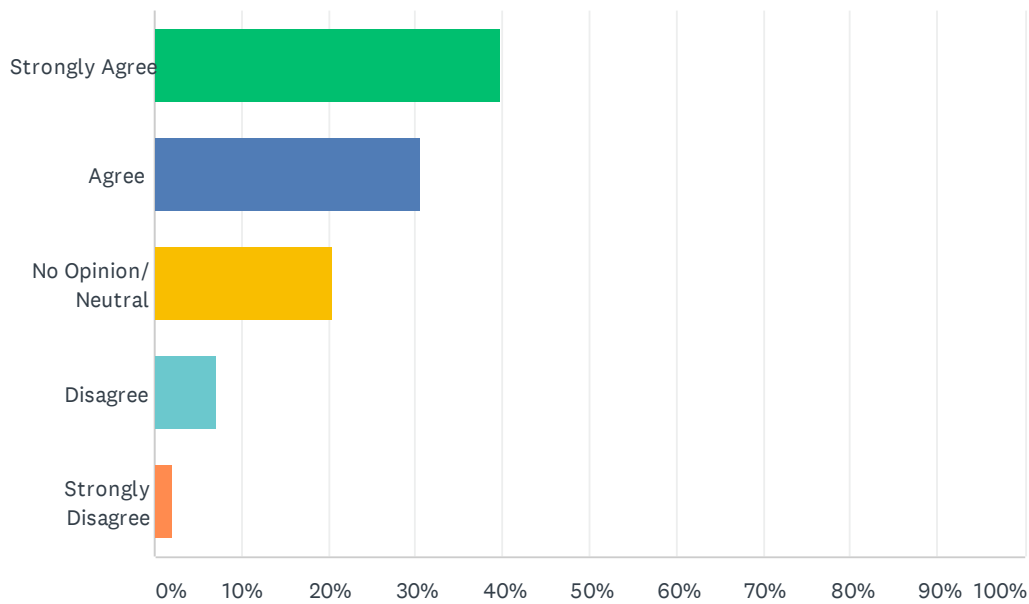
Answered: 342 Skipped: 0



ANSWER CHOICES	RESPONSES	
Strongly Agree	53.51%	183
Agree	31.58%	108
No Opinion/ Neutral	9.94%	34
Disagree	2.63%	9
Strongly Disagree	2.34%	8
TOTAL		342

Q19 NSHS parents are offered training and support on how to help their children transition to college through PiP and other resources.

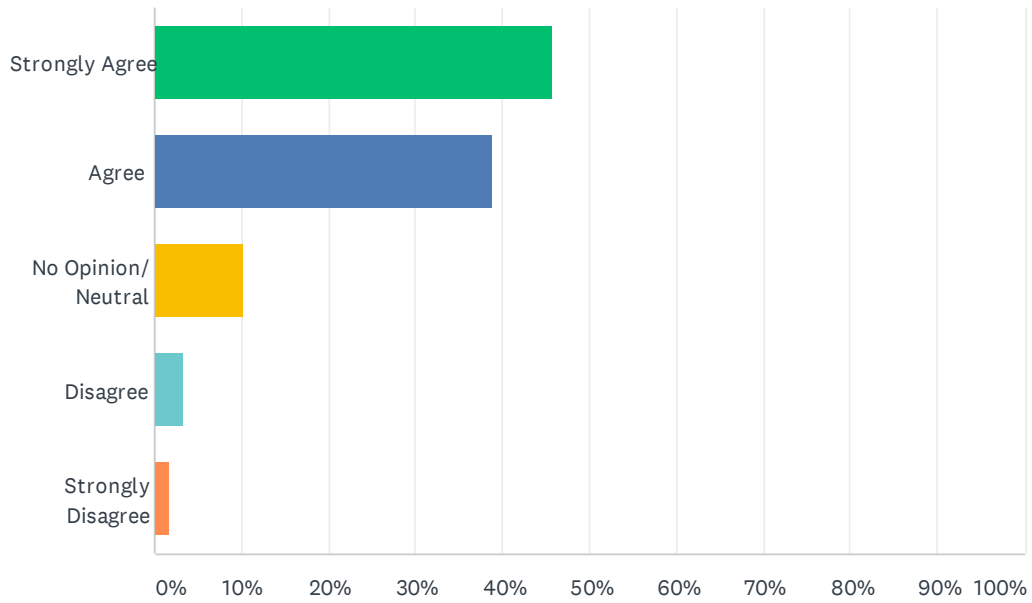
Answered: 340 Skipped: 2



ANSWER CHOICES	RESPONSES	
Strongly Agree	39.71%	135
Agree	30.59%	104
No Opinion/ Neutral	20.59%	70
Disagree	7.06%	24
Strongly Disagree	2.06%	7
TOTAL		340

Q20 NSHS addresses parent concerns and questions.

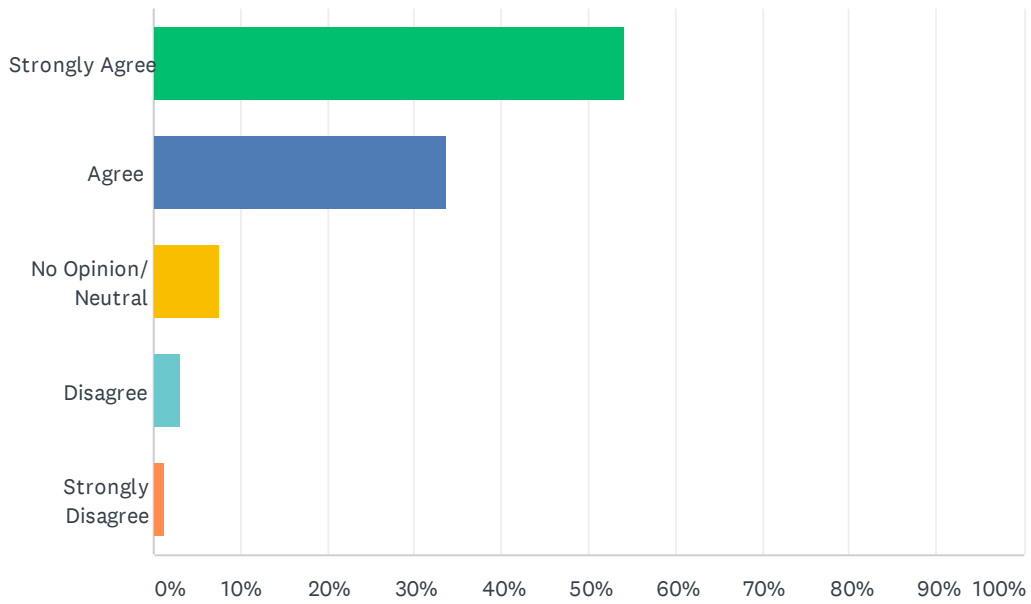
Answered: 339 Skipped: 3



ANSWER CHOICES	RESPONSES	
Strongly Agree	45.72%	155
Agree	38.94%	132
No Opinion/ Neutral	10.32%	35
Disagree	3.24%	11
Strongly Disagree	1.77%	6
TOTAL		339

Q21 NSHS provided continuous support to your student during the COVID-19 shut down.

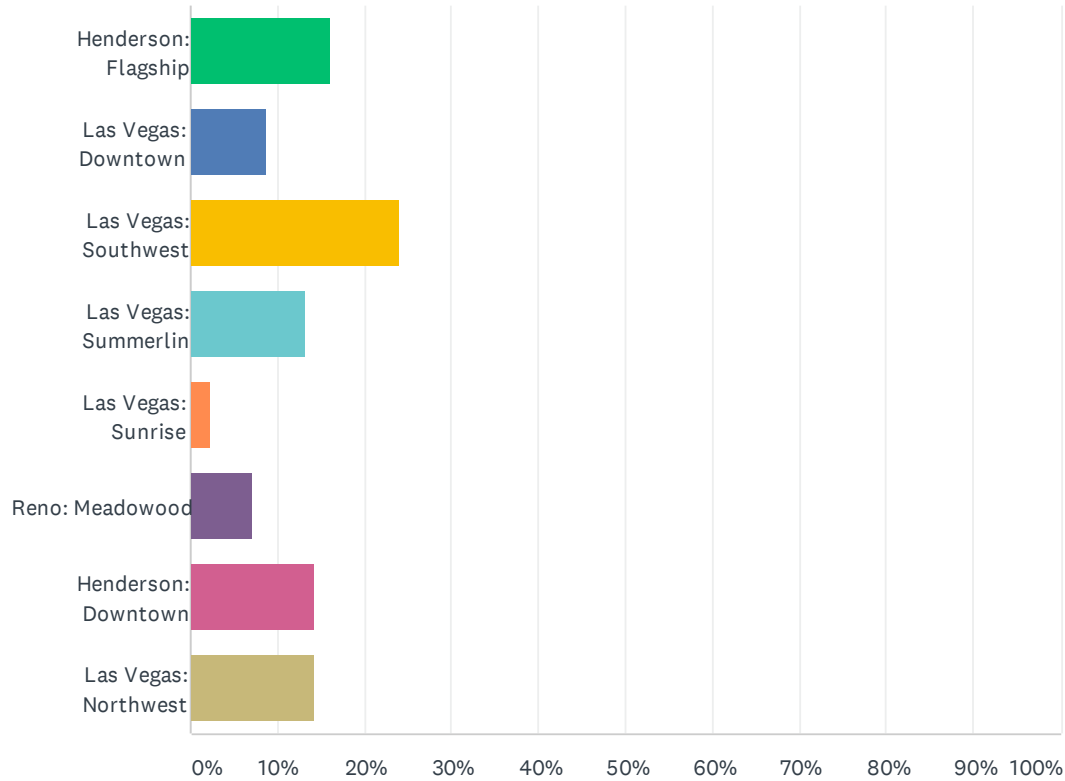
Answered: 341 Skipped: 1



ANSWER CHOICES	RESPONSES	
Strongly Agree	54.25%	185
Agree	33.72%	115
No Opinion/ Neutral	7.62%	26
Disagree	3.23%	11
Strongly Disagree	1.17%	4
TOTAL		341

Q22 What campus does your student attend?

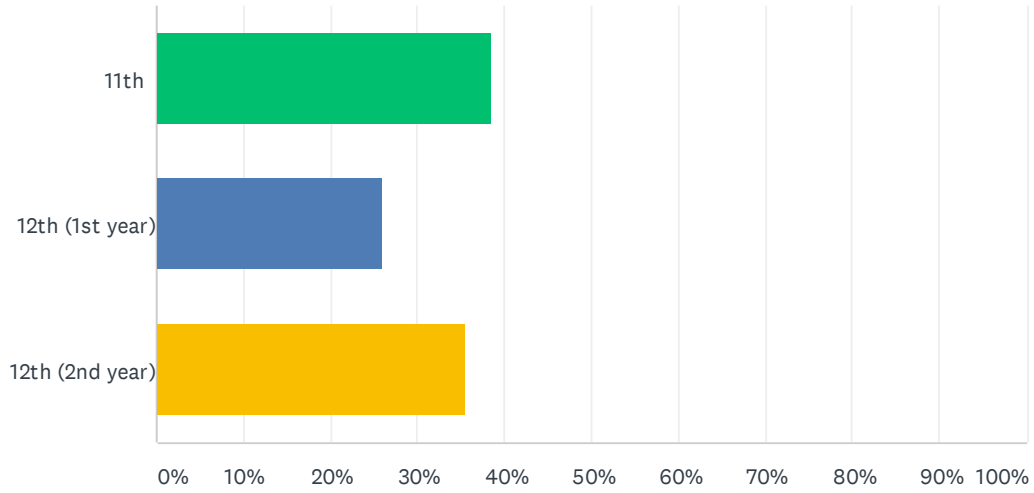
Answered: 342 Skipped: 0



ANSWER CHOICES	RESPONSES	
Henderson: Flagship	16.08%	55
Las Vegas: Downtown	8.77%	30
Las Vegas: Southwest	23.98%	82
Las Vegas: Summerlin	13.16%	45
Las Vegas: Sunrise	2.34%	8
Reno: Meadowood	7.02%	24
Henderson: Downtown	14.33%	49
Las Vegas: Northwest	14.33%	49
TOTAL		342

Q23 What grade is your student currently in?

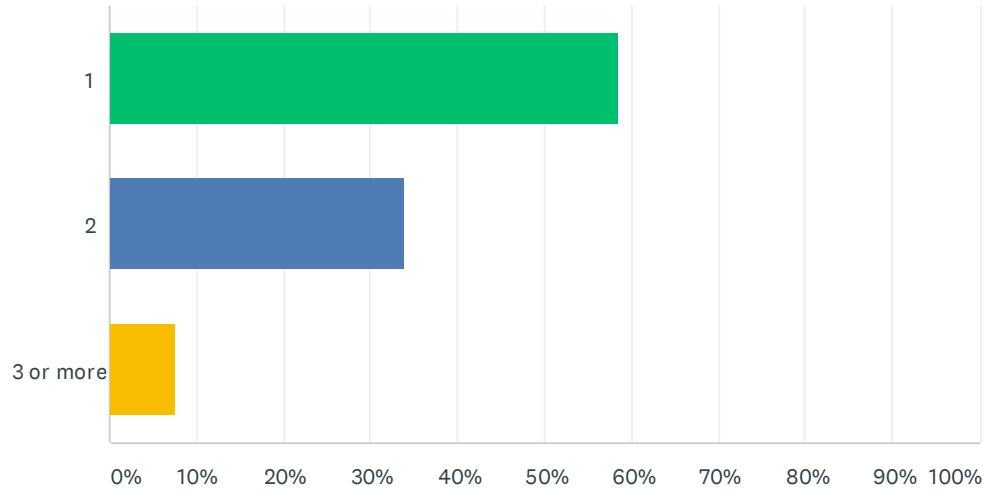
Answered: 338 Skipped: 4



ANSWER CHOICES	RESPONSES
11th	38.46% 130
12th (1st year)	26.04% 88
12th (2nd year)	35.50% 120
TOTAL	338

Q24 How many years have you been a NSHS parent?

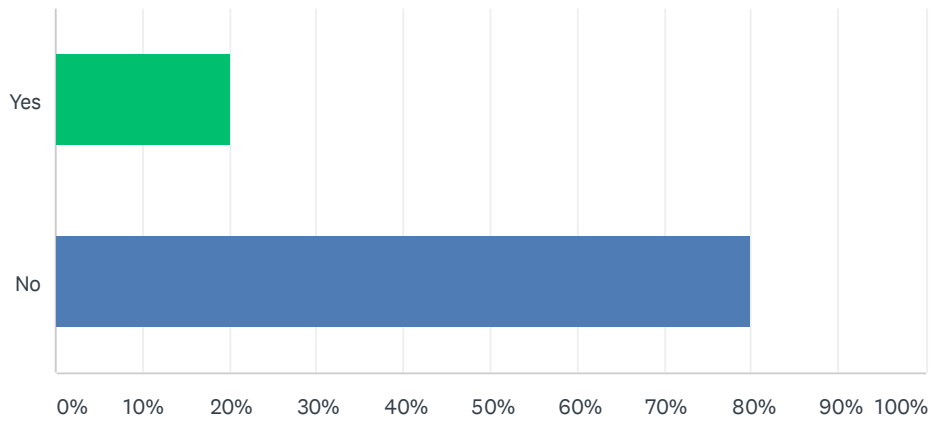
Answered: 342 Skipped: 0



ANSWER CHOICES	RESPONSES	
1	58.48%	200
2	33.92%	116
3 or more	7.60%	26
TOTAL		342

Q25 Would your student be the first person in your family to attend college?

Answered: 342 Skipped: 0



ANSWER CHOICES	RESPONSES	
Yes	20.18%	69
No	79.82%	273
TOTAL		342