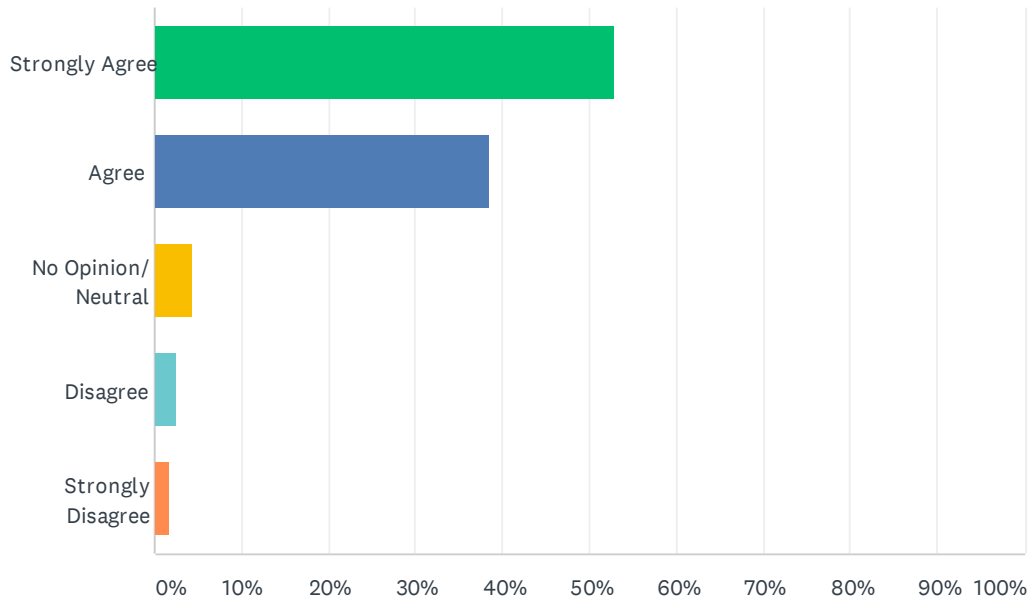


Q1 NSHS educational program is of high quality

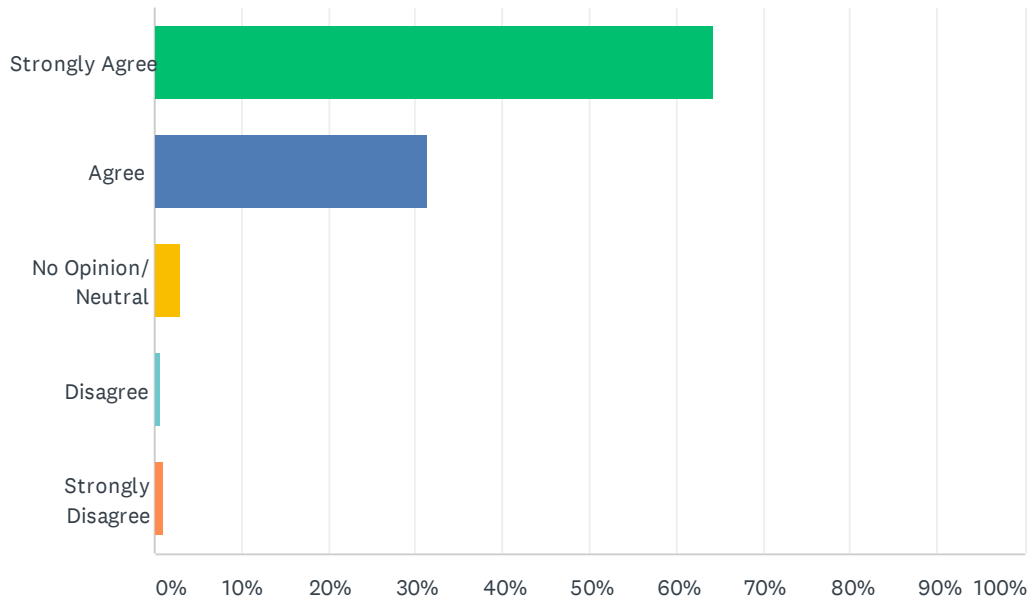
Answered: 315 Skipped: 0



ANSWER CHOICES	RESPONSES	
Strongly Agree	53.02%	167
Agree	38.41%	121
No Opinion/ Neutral	4.44%	14
Disagree	2.54%	8
Strongly Disagree	1.59%	5
TOTAL		315

Q2 NSHS is preparing my child for his or her transition to college

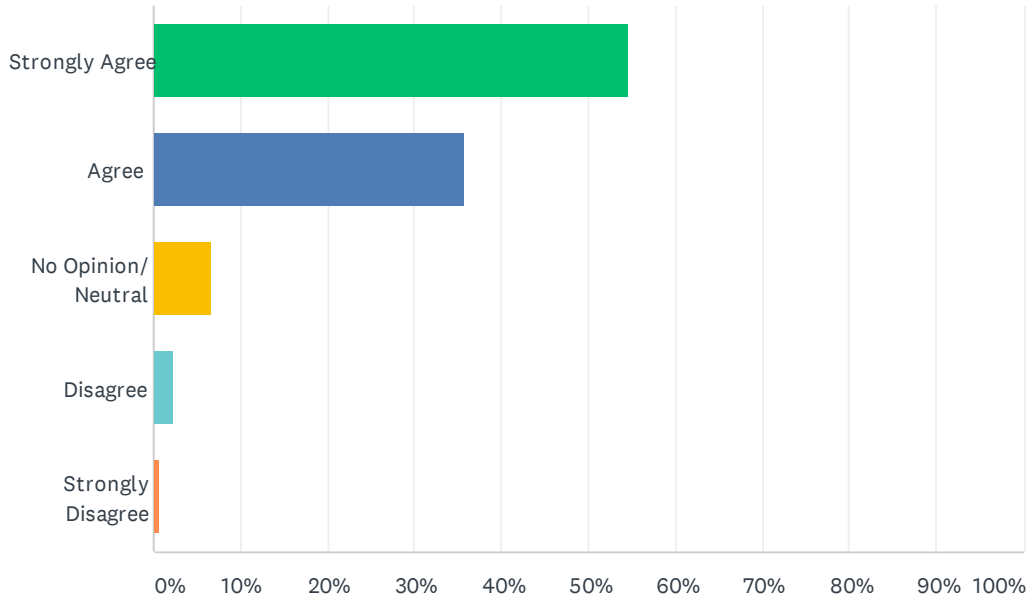
Answered: 315 Skipped: 0



ANSWER CHOICES	RESPONSES	
Strongly Agree	64.13%	202
Agree	31.43%	99
No Opinion/ Neutral	2.86%	9
Disagree	0.63%	2
Strongly Disagree	0.95%	3
TOTAL		315

Q3 NSHS is helping develop my child's career-readiness skills

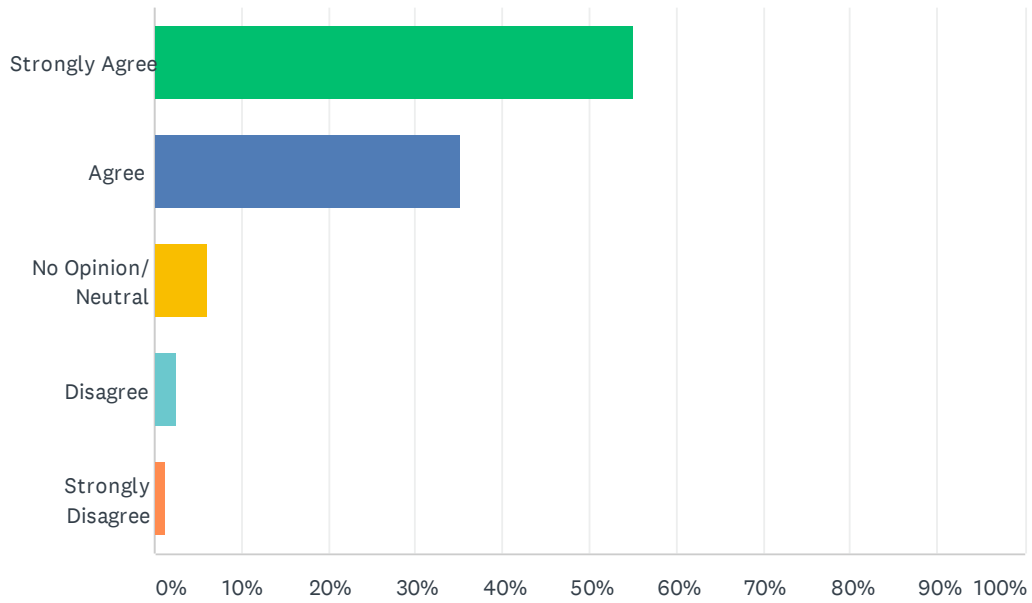
Answered: 315 Skipped: 0



ANSWER CHOICES	RESPONSES	
Strongly Agree	54.60%	172
Agree	35.87%	113
No Opinion/ Neutral	6.67%	21
Disagree	2.22%	7
Strongly Disagree	0.63%	2
TOTAL		315

Q4 NSHS is building my child's habits of personal responsibility

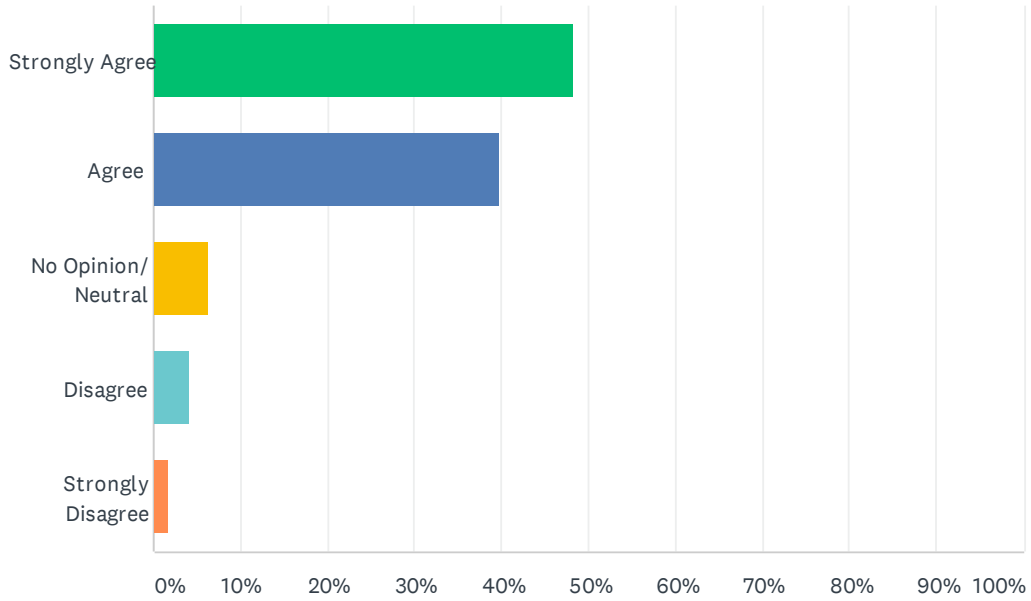
Answered: 315 Skipped: 0



ANSWER CHOICES	RESPONSES	
Strongly Agree	54.92%	173
Agree	35.24%	111
No Opinion/ Neutral	6.03%	19
Disagree	2.54%	8
Strongly Disagree	1.27%	4
TOTAL		315

Q5 NSHS is supporting and mentoring my child towards academic success

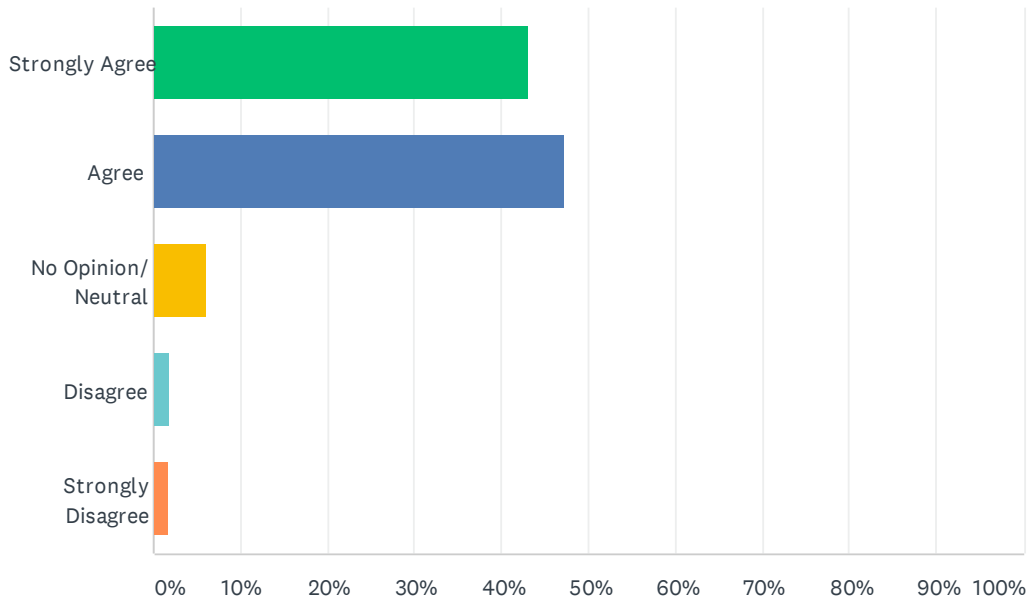
Answered: 315 Skipped: 0



ANSWER CHOICES	RESPONSES	
Strongly Agree	48.25%	152
Agree	39.68%	125
No Opinion/ Neutral	6.35%	20
Disagree	4.13%	13
Strongly Disagree	1.59%	5
TOTAL		315

Q6 NSHS offers opportunities for my child to engage socially with peers

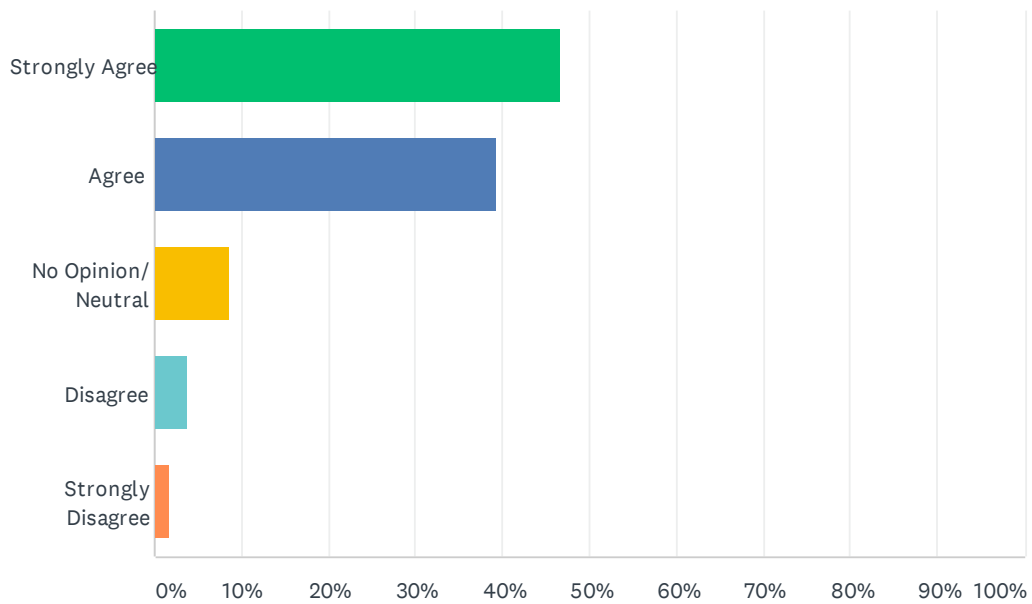
Answered: 315 Skipped: 0



ANSWER CHOICES	RESPONSES	
Strongly Agree	43.17%	136
Agree	47.30%	149
No Opinion/ Neutral	6.03%	19
Disagree	1.90%	6
Strongly Disagree	1.59%	5
TOTAL		315

Q7 NSHS students have access to a variety of learning resources and support

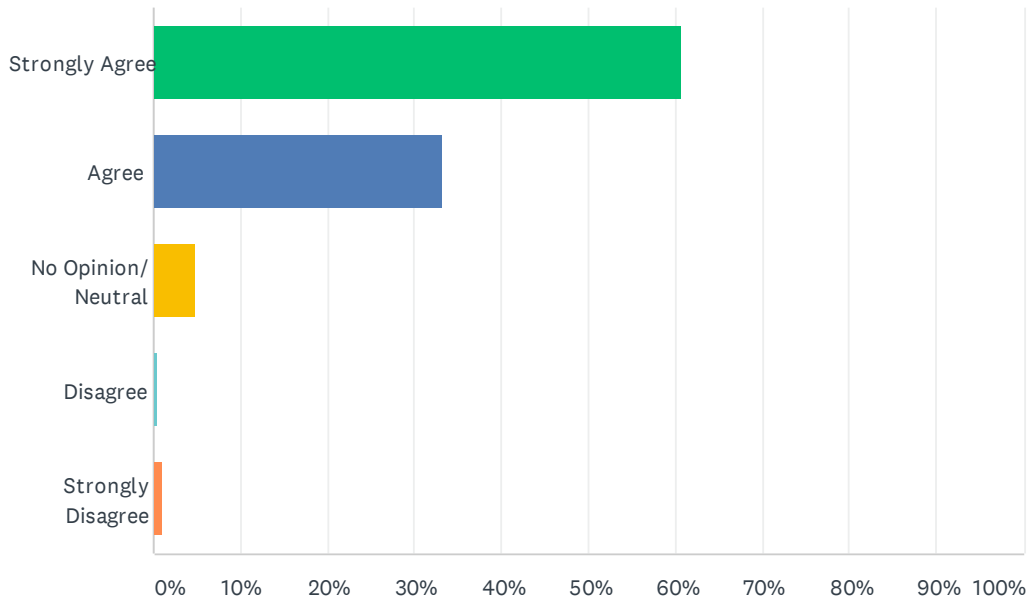
Answered: 315 Skipped: 0



ANSWER CHOICES	RESPONSES	
Strongly Agree	46.67%	147
Agree	39.37%	124
No Opinion/ Neutral	8.57%	27
Disagree	3.81%	12
Strongly Disagree	1.59%	5
TOTAL		315

Q8 NSHS facilities are clean and well maintained

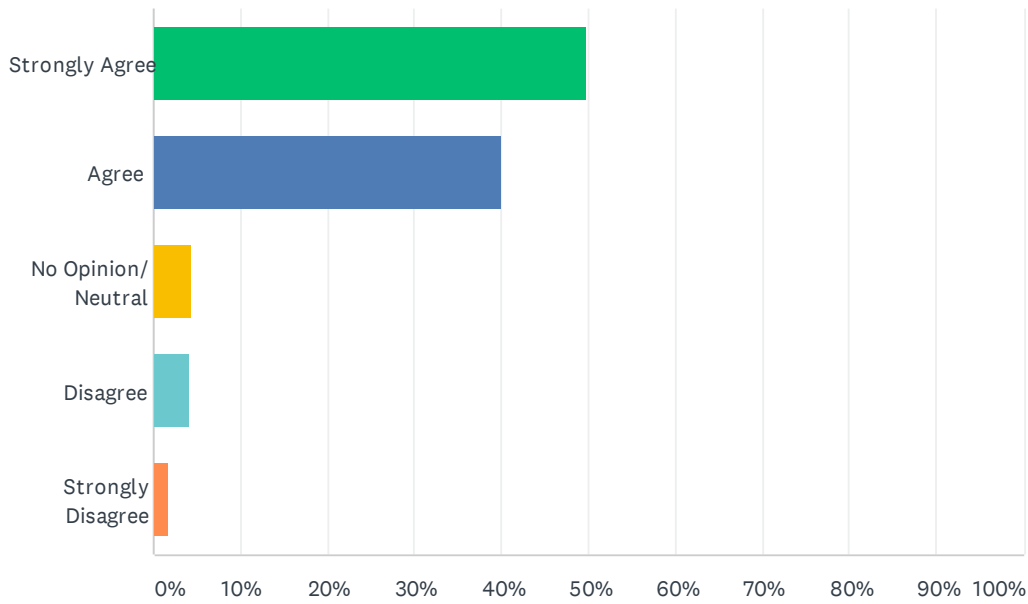
Answered: 315 Skipped: 0



ANSWER CHOICES	RESPONSES	
Strongly Agree	60.63%	191
Agree	33.33%	105
No Opinion/ Neutral	4.76%	15
Disagree	0.32%	1
Strongly Disagree	0.95%	3
TOTAL		315

Q9 NSHS offers various methods of communication to keep parents informed

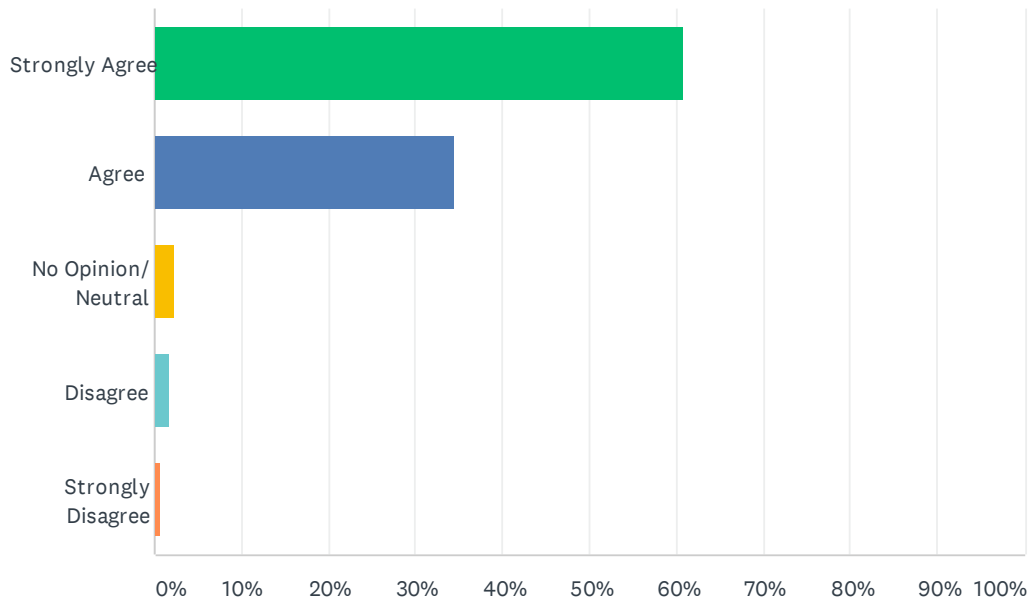
Answered: 315 Skipped: 0



ANSWER CHOICES	RESPONSES	
Strongly Agree	49.84%	157
Agree	40.00%	126
No Opinion/ Neutral	4.44%	14
Disagree	4.13%	13
Strongly Disagree	1.59%	5
TOTAL		315

Q10 NSHS is preparing my child to continue his/her education after high school

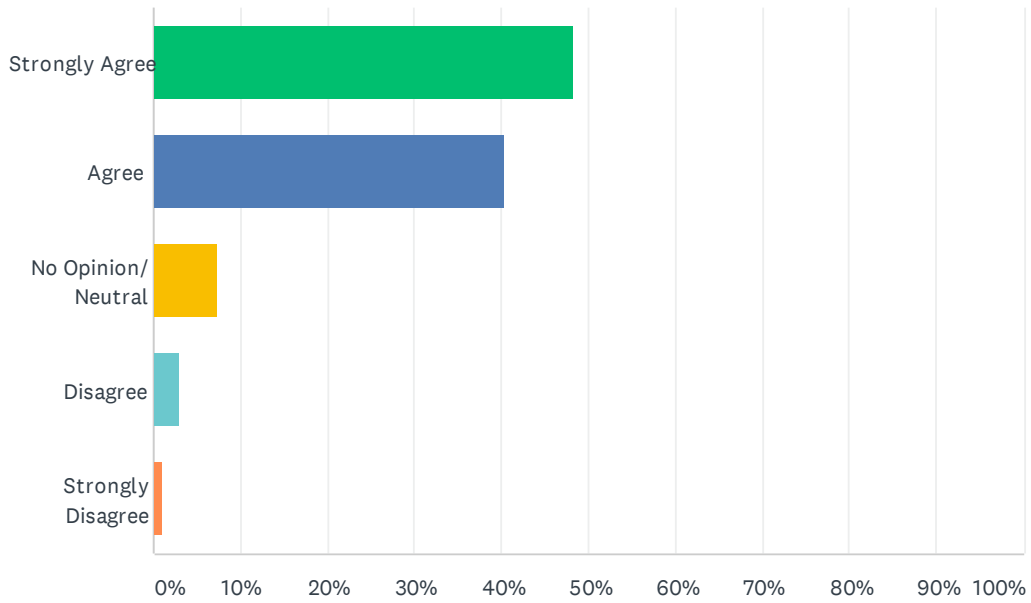
Answered: 315 Skipped: 0



ANSWER CHOICES	RESPONSES	
Strongly Agree	60.95%	192
Agree	34.60%	109
No Opinion/ Neutral	2.22%	7
Disagree	1.59%	5
Strongly Disagree	0.63%	2
TOTAL		315

Q11 NSHS is preparing my child to solve future problems he/she will face

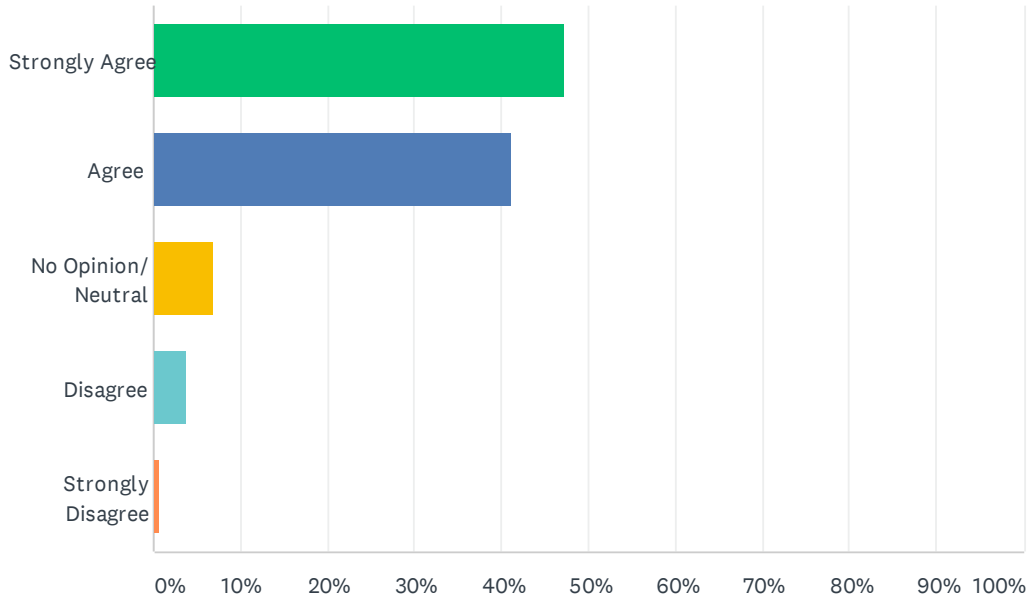
Answered: 314 Skipped: 1



ANSWER CHOICES	RESPONSES	
Strongly Agree	48.41%	152
Agree	40.45%	127
No Opinion/ Neutral	7.32%	23
Disagree	2.87%	9
Strongly Disagree	0.96%	3
TOTAL		314

Q12 NSHS volunteer hours strengthen my child's resume and experience

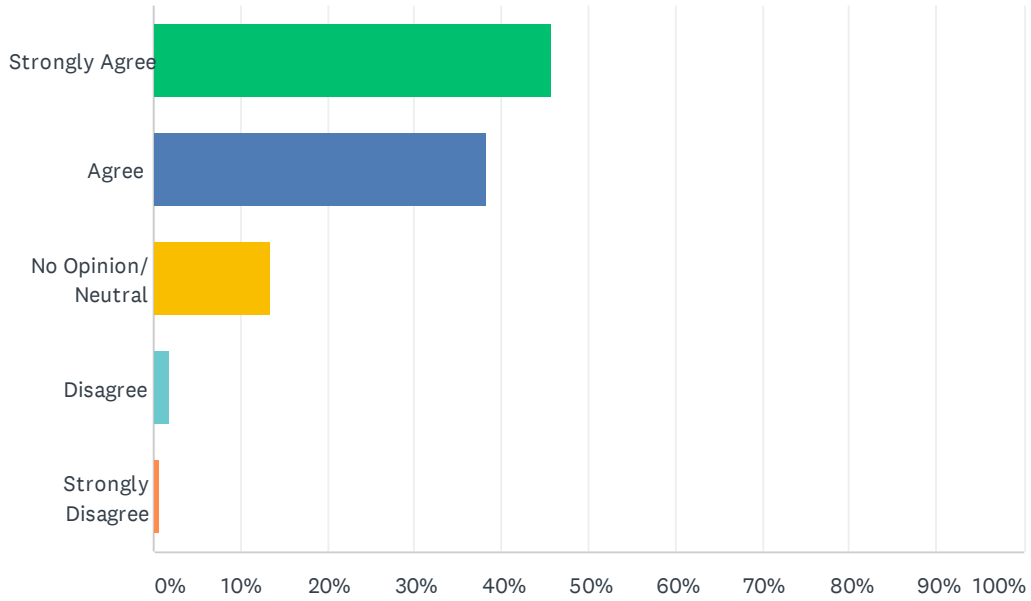
Answered: 315 Skipped: 0



ANSWER CHOICES	RESPONSES	
Strongly Agree	47.30%	149
Agree	41.27%	130
No Opinion/ Neutral	6.98%	22
Disagree	3.81%	12
Strongly Disagree	0.63%	2
TOTAL		315

Q13 NSHS students show respect and concern for each other

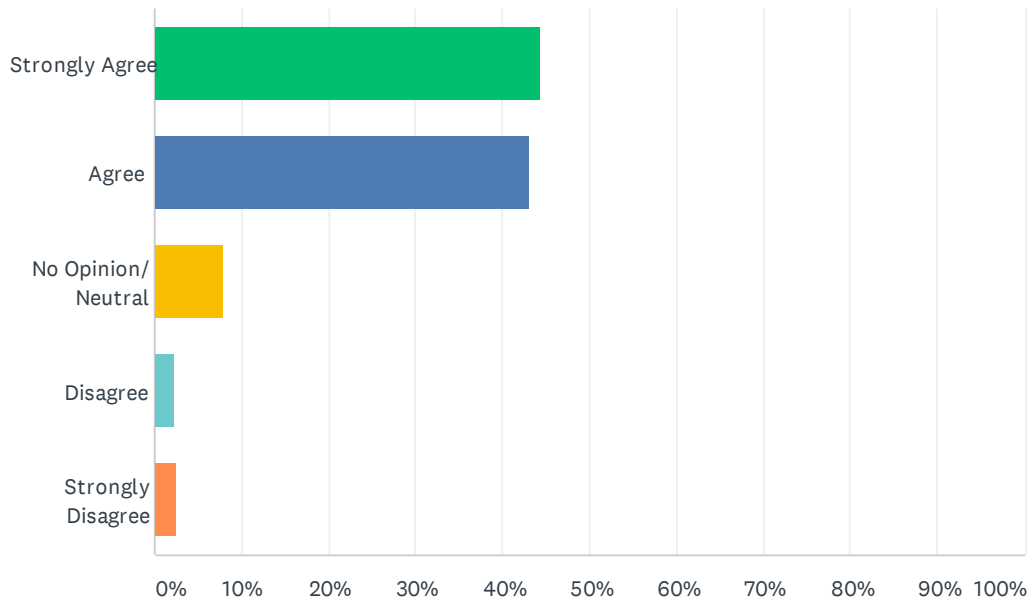
Answered: 314 Skipped: 1



ANSWER CHOICES	RESPONSES	
Strongly Agree	45.86%	144
Agree	38.22%	120
No Opinion/ Neutral	13.38%	42
Disagree	1.91%	6
Strongly Disagree	0.64%	2
TOTAL		314

Q14 NSHS discipline expectations are clearly communicated, fair, and effective.

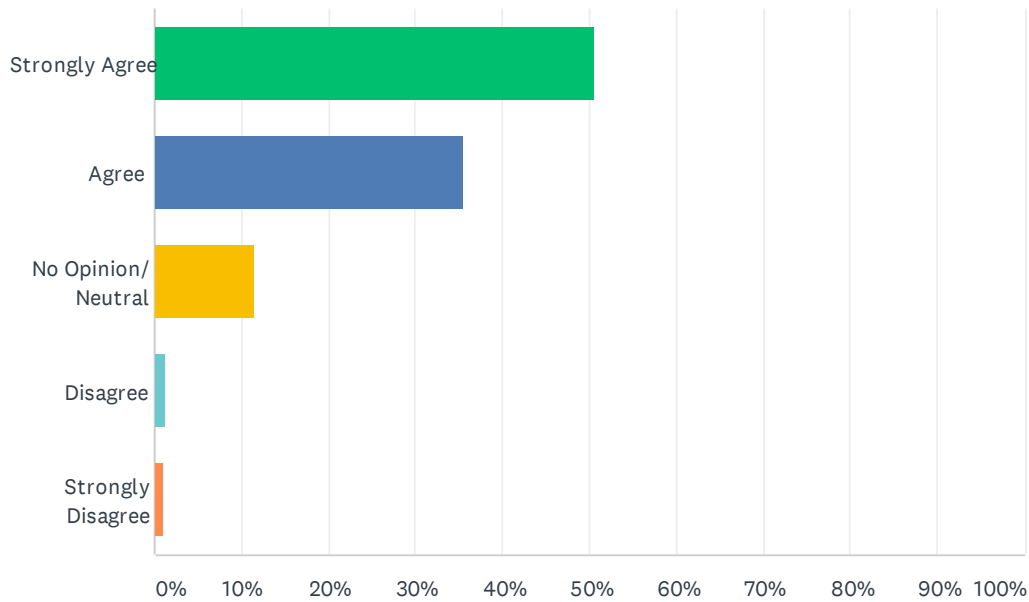
Answered: 314 Skipped: 1



ANSWER CHOICES	RESPONSES	
Strongly Agree	44.27%	139
Agree	42.99%	135
No Opinion/ Neutral	7.96%	25
Disagree	2.23%	7
Strongly Disagree	2.55%	8
TOTAL		314

Q15 NSHS staff demonstrate sensitivity to race, gender, and others' beliefs.

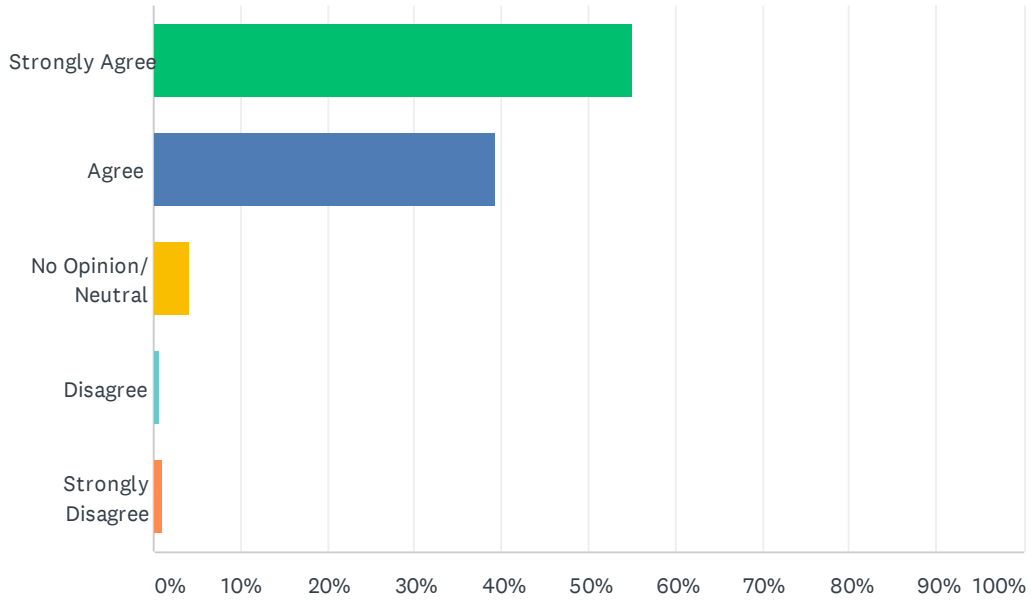
Answered: 314 Skipped: 1



ANSWER CHOICES	RESPONSES	
Strongly Agree	50.64%	159
Agree	35.67%	112
No Opinion/ Neutral	11.46%	36
Disagree	1.27%	4
Strongly Disagree	0.96%	3
TOTAL		314

Q16 NSHS maintains a safe and orderly environment.

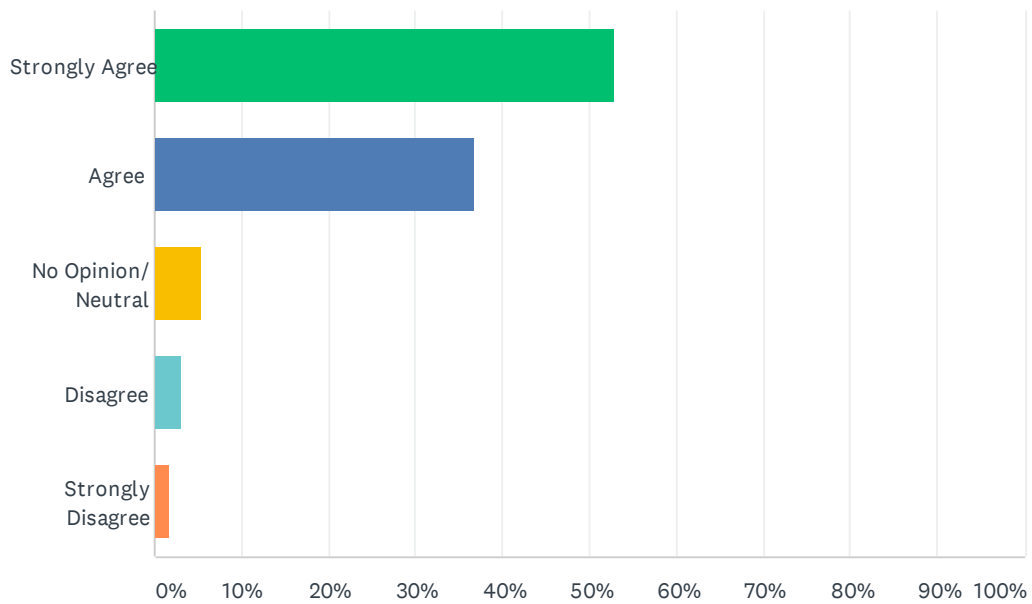
Answered: 315 Skipped: 0



ANSWER CHOICES	RESPONSES	
Strongly Agree	54.92%	173
Agree	39.37%	124
No Opinion/ Neutral	4.13%	13
Disagree	0.63%	2
Strongly Disagree	0.95%	3
TOTAL		315

Q17 NSHS staff show a genuine concern for the future success of students.

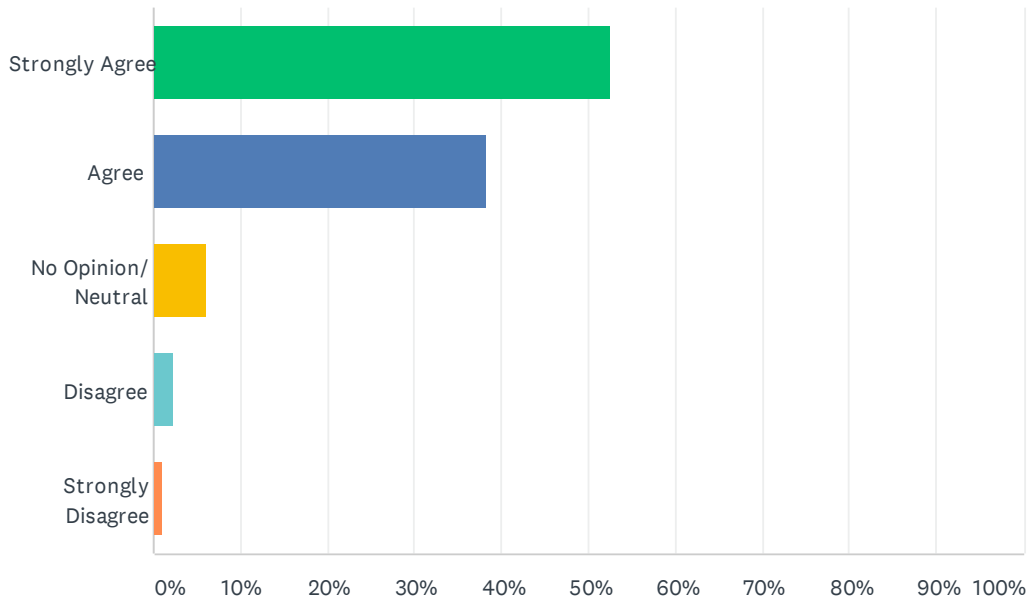
Answered: 315 Skipped: 0



ANSWER CHOICES	RESPONSES	
Strongly Agree	53.02%	167
Agree	36.83%	116
No Opinion/ Neutral	5.40%	17
Disagree	3.17%	10
Strongly Disagree	1.59%	5
TOTAL		315

Q18 NSHS parents feel welcome in our school.

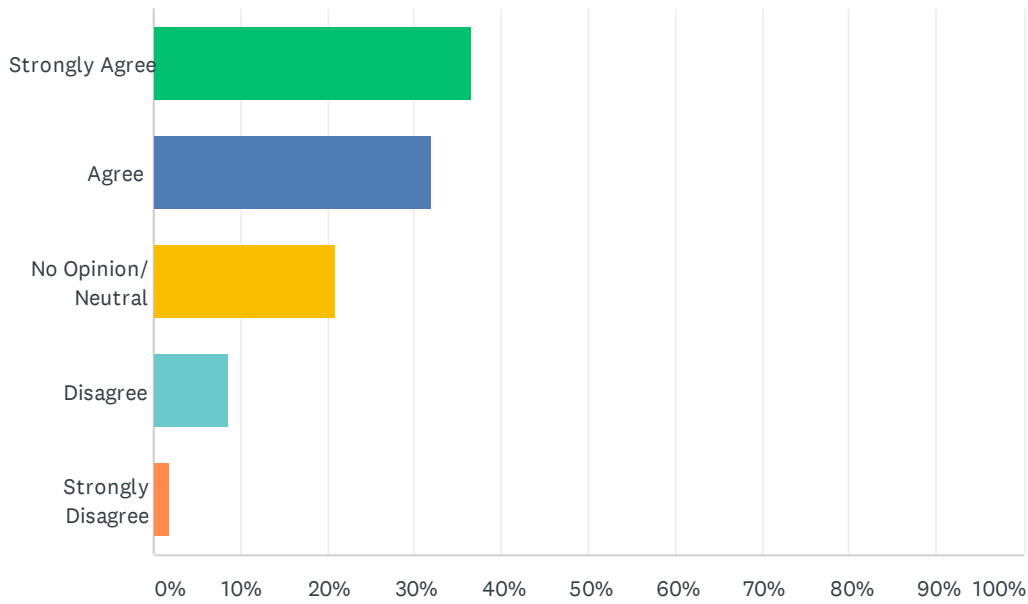
Answered: 314 Skipped: 1



ANSWER CHOICES	RESPONSES	
Strongly Agree	52.55%	165
Agree	38.22%	120
No Opinion/ Neutral	6.05%	19
Disagree	2.23%	7
Strongly Disagree	0.96%	3
TOTAL		314

Q19 NSHS parents are offered training and support on how to help their children transition to college through PiP and other resources.

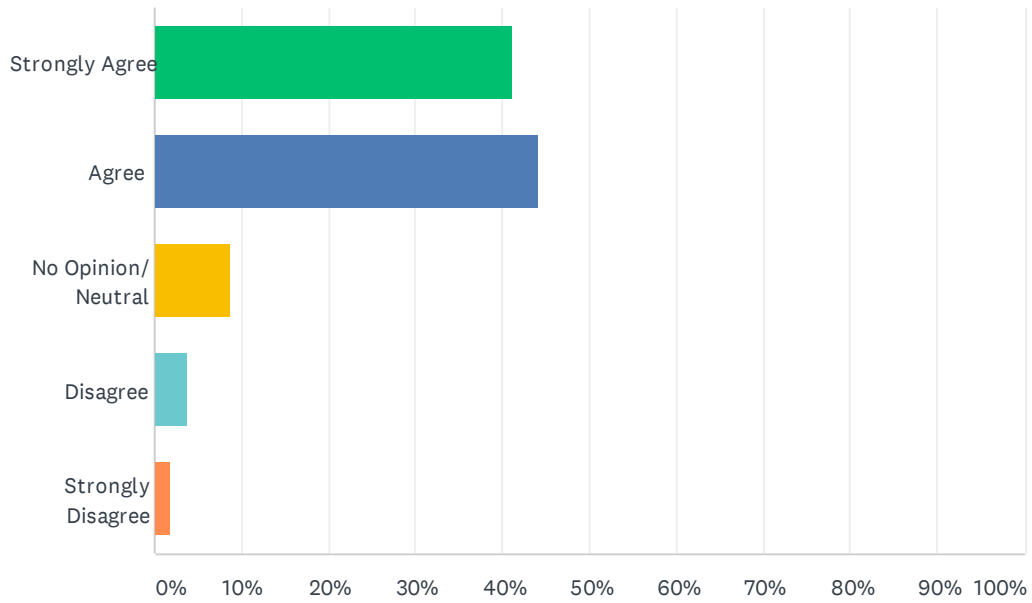
Answered: 315 Skipped: 0



ANSWER CHOICES	RESPONSES	
Strongly Agree	36.51%	115
Agree	32.06%	101
No Opinion/ Neutral	20.95%	66
Disagree	8.57%	27
Strongly Disagree	1.90%	6
TOTAL		315

Q20 NSHS addresses parent concerns and questions.

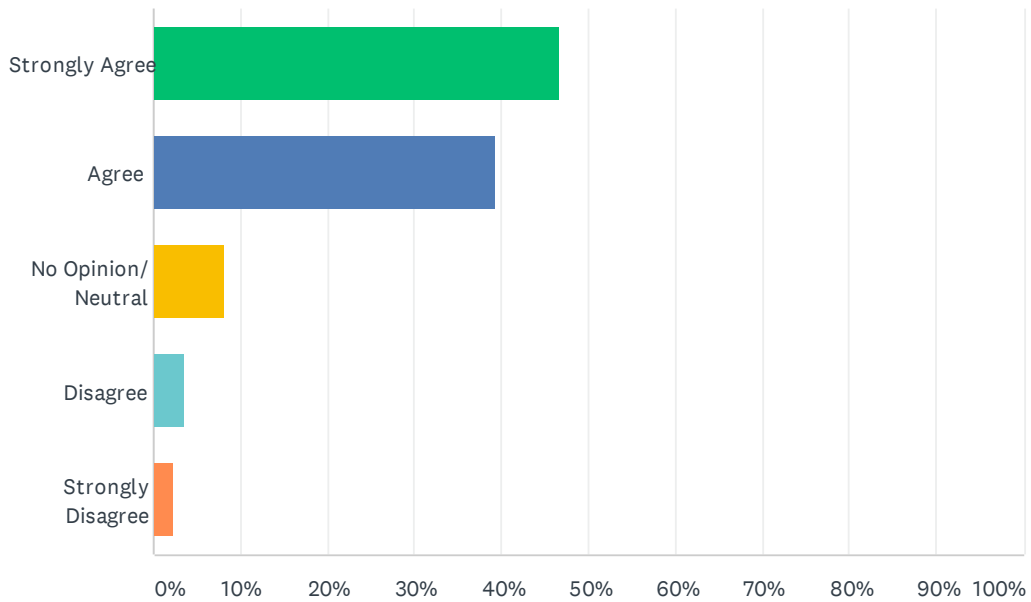
Answered: 315 Skipped: 0



ANSWER CHOICES	RESPONSES	
Strongly Agree	41.27%	130
Agree	44.13%	139
No Opinion/ Neutral	8.89%	28
Disagree	3.81%	12
Strongly Disagree	1.90%	6
TOTAL		315

Q21 NSHS provided continuous support to your student during the COVID-19 shut down.

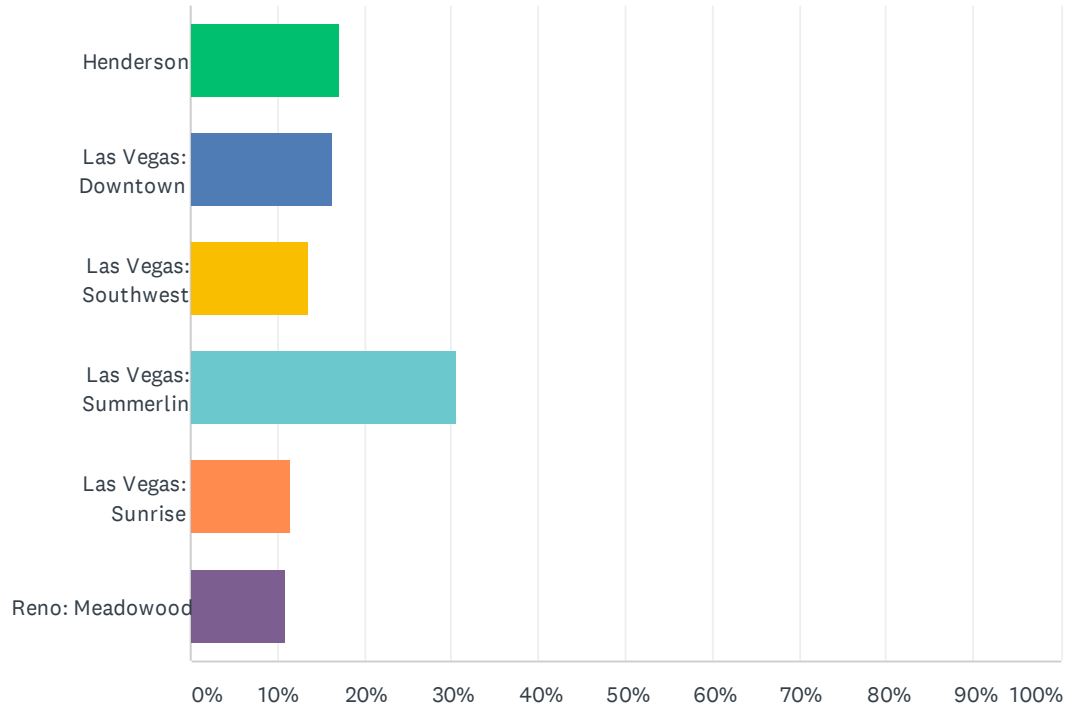
Answered: 315 Skipped: 0



ANSWER CHOICES	RESPONSES	
Strongly Agree	46.67%	147
Agree	39.37%	124
No Opinion/ Neutral	8.25%	26
Disagree	3.49%	11
Strongly Disagree	2.22%	7
TOTAL		315

Q22 What campus does your student attend?

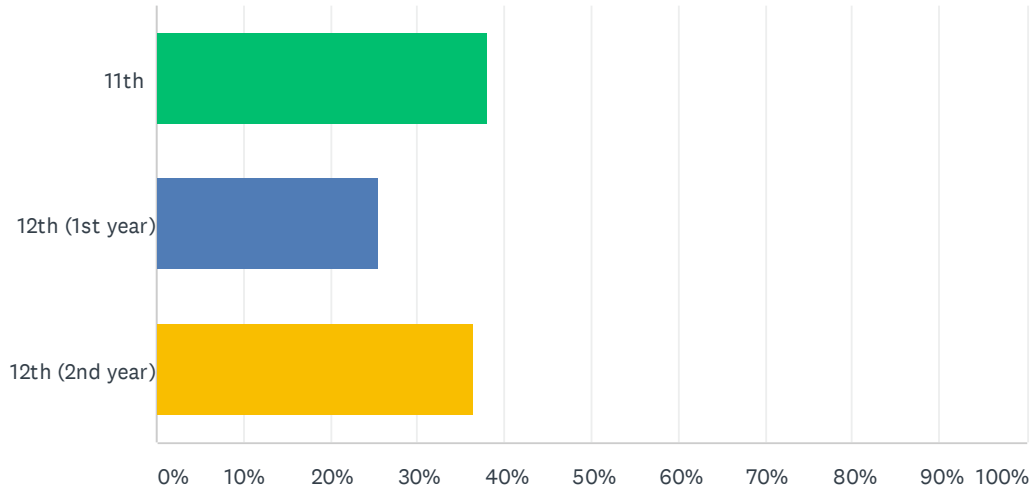
Answered: 314 Skipped: 1



ANSWER CHOICES	RESPONSES	
Henderson	17.20%	54
Las Vegas: Downtown	16.24%	51
Las Vegas: Southwest	13.69%	43
Las Vegas: Summerlin	30.57%	96
Las Vegas: Sunrise	11.46%	36
Reno: Meadowood	10.83%	34
TOTAL		314

Q23 What grade is your student currently in?

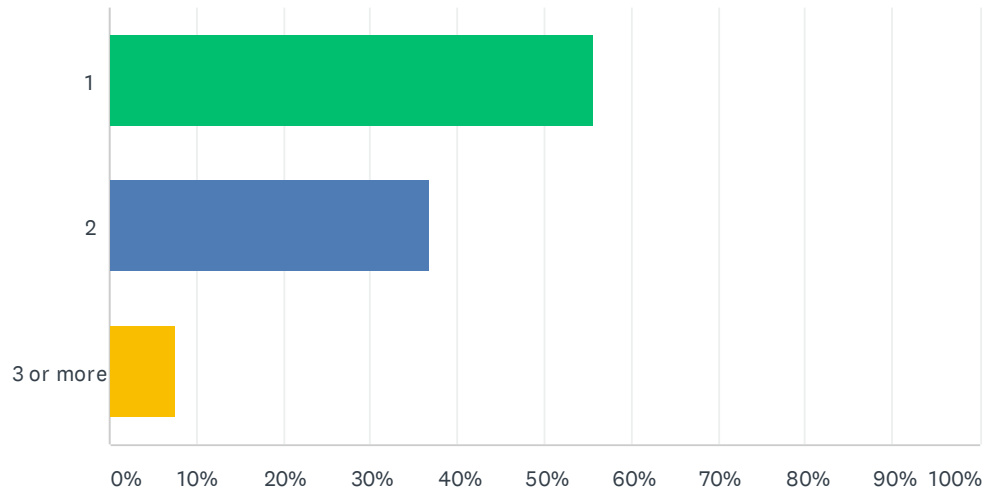
Answered: 313 Skipped: 2



ANSWER CHOICES	RESPONSES	
11th	38.02%	119
12th (1st year)	25.56%	80
12th (2nd year)	36.42%	114
TOTAL		313

Q24 How many years have you been a NSHS parent?

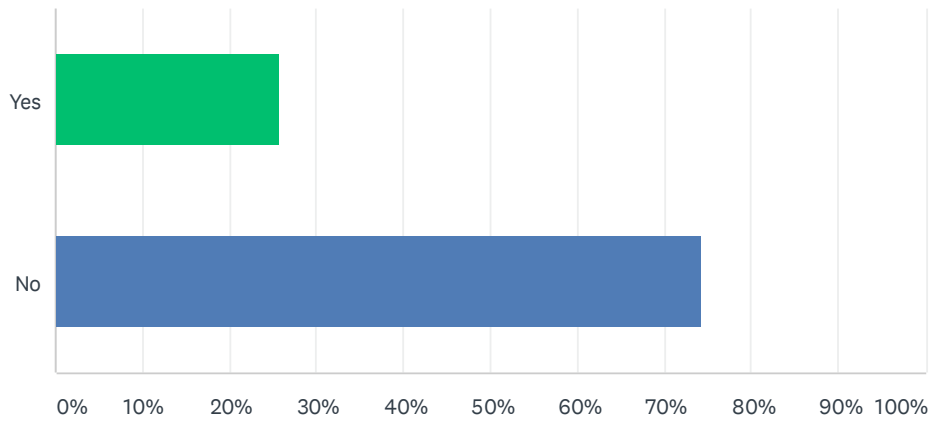
Answered: 315 Skipped: 0



ANSWER CHOICES	RESPONSES
1	55.56% 175
2	36.83% 116
3 or more	7.62% 24
TOTAL	315

Q25 Would your student be the first person in your family to attend college?

Answered: 315 Skipped: 0



ANSWER CHOICES	RESPONSES	
Yes	25.71%	81
No	74.29%	234
TOTAL		315