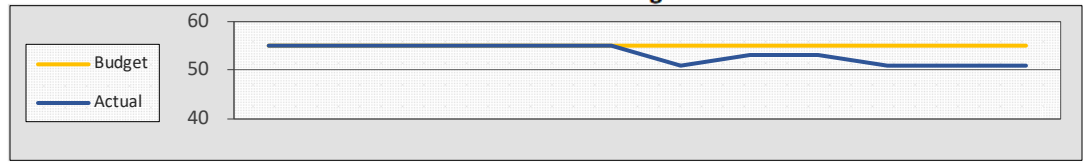


Nevada State High School (Meadowwood)

FY20 Board Summary

Board Approved: ORIGINAL: 4/18/2019 and REVISED: 10/17/2019

Attendance Tracking



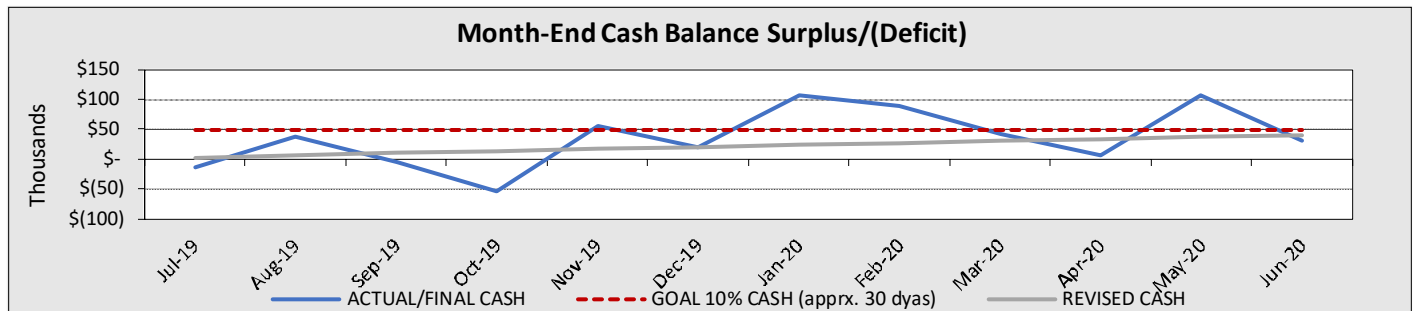
	Year-to-Date (thru 3/31/2020)			Annual/Full Year		
	ACTUAL	REVISED	Fav/(Unf)	REVISED	FINAL	Fav/(Unf)
Revenue						
Distributed School Account	\$ 298,765	\$ 313,500	\$ (14,735)	\$ 418,000	\$ 397,432	\$ (20,568)
State Revenue	70,992	94,154	(23,162)	125,538	120,545	(4,993)
Federal Revenue	-	-	-	-	9,869	9,869
Other Local Revenue	-	-	-	-	-	-
Total Revenue	\$ 369,757	\$ 407,654	\$ (37,897)	\$ 543,538	\$ 527,846	\$ (15,692)
Expenses						
Salaries	\$ 54,705	\$ 53,906	\$ (799)	\$ 71,874	\$ 73,522	\$ 1,648
Employee Benefits	15,566	22,209	6,642	29,611	23,602	(6,009)
Prof. and Tech. Services	110,332	149,633	39,301	199,510	194,457	(5,053)
Property Services	24,708	24,664	(44)	32,885	32,528	(357)
Other Purchased Services	73,359	97,122	23,763	129,496	81,467	(48,030)
Supplies	23,351	7,797	(15,554)	10,395	35,661	25,266
Property	-	-	-	-	-	-
Debt Service and Misc. General	26,058	22,706	(3,352)	30,275	56,583	26,308
Total Expenses	\$ 328,078	\$ 378,035	\$ 49,957	\$ 504,047	\$ 497,820	\$ (6,228)
Total Surplus(Deficit)	\$ 41,679	\$ 29,619	\$ 12,060	\$ 39,491	\$ 30,026	\$ (9,465)
Beginning Fund Balance	8,523	8,523		8,523	8,523	
Ending Fund Balance	\$ 50,202	\$ 38,142		\$ 48,014	\$ 38,549	

Financial Performance Measures

Days Cash-on-Hand
 Enrollment Forecast Accuracy
 Total Margin

Days Cash-on-Hand	35	28
Enrollment Forecast Accuracy	72%	68%
Total Margin	7%	6%

Month-End Cash Balance Surplus/(Deficit)



Nevada State High School (Meadowwood)

FY20 Budget Summary

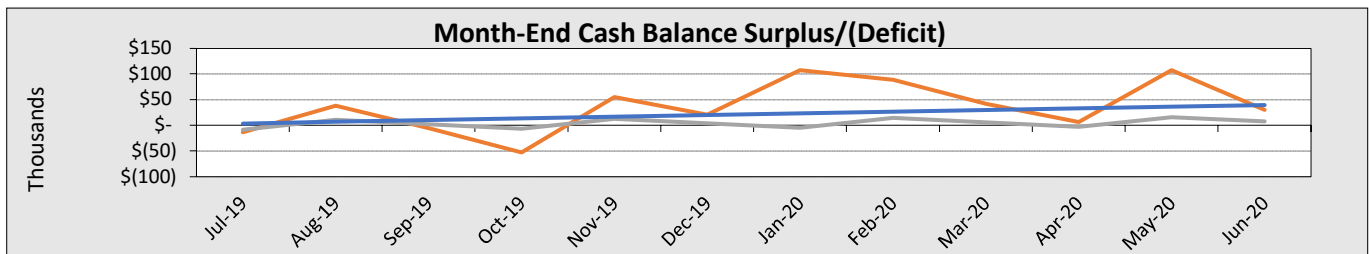
Board Approved: ORIGINAL: 4/18/2019 and REVISED: 10/17/2019

	FY19-20 ORIGINAL	FY19-20 REVISED	FY19-20 FINAL	Fav/(Unf)
Attendance	76	55	52	(24)
Revenue				
Distributed School Account	\$ 524,400	\$ 418,000	\$ 397,432	\$ (126,968)
State Revenue	111,053	125,538	120,545	9,492
Federal Revenue	-	-	9,869	9,869
Other Local Revenue	-	-	-	-
Total Revenue	\$ 635,453	\$ 543,538	\$ 527,846	\$ (107,607)
Expenses				
Salaries	\$ 126,318	\$ 71,874	\$ 73,522	\$ (52,796)
Employee Benefits	42,996	29,611	23,602	(19,394)
Prof. and Tech. Services	201,036	199,510	194,457	(6,579)
Property Services	32,585	32,885	32,528	(57)
Other Purchased Services	188,297	129,496	81,467	(106,830)
Supplies	6,578	10,395	35,661	29,083
Property	-	-	-	-
Debt Service and Misc.	30,500	30,275	56,583	26,083
General	-	-	-	-
Total Expenses	\$ 628,310	\$ 504,047	\$ 497,820	\$ (130,490)
Total Surplus(Deficit)	\$ 7,143	\$ 39,491	\$ 30,026	\$ 22,883
Beginning Fund Balance	8,523	8,523	8,523	
Ending Fund Balance	\$ 15,666	\$ 48,014	\$ 38,549	

Financial Performance Measures

Days Cash-on-Hand
Enrollment Forecast Accuracy
Total Margin

	FY19-20 ORIGINAL	FY19-20 REVISED	FY19-20 FINAL
Days Cash-on-Hand	9	35	28
Enrollment Forecast Accuracy	-	72%	68%
Total Margin	1%	7%	6%



Nevada State High School (Meadowwood)

FY21 Budget Summary

Board Approved: Proposed: 4/16/2020

	FY20	FY21	Fav/(Unf)
	FINAL	TENATIVE	
Attendance	52	68	16
Revenue			
Distributed School Account	\$ 397,432	\$ 503,198	\$ 105,767
State Revenue	120,545	96,192	(24,353)
Federal Revenue	9,869	-	(9,869)
Other Local Revenue	-	-	-
Total Revenue	\$ 527,846	\$ 599,390	\$ 71,545
Expenses			
Salaries	\$ 73,522	\$ 145,743	\$ 72,221
Employee Benefits	23,602	36,623	13,021
Prof. and Tech. Services	194,457	196,502	2,045
Property Services	32,528	31,631	(897)
Other Purchased Services	81,467	93,320	11,853
Supplies	35,661	32,492	(3,169)
Property	-	-	-
Debt Service and Misc.	56,583	47,440	(9,143)
General	-	-	-
Total Expenses	\$ 497,820	\$ 583,751	\$ 85,931
Total Surplus(Deficit)	\$ 30,026	\$ 15,639	\$ (14,387)
Beginning Fund Balance	8,523	38,549	
Ending Fund Balance	\$ 38,549	\$ 54,188	

	FY20	FY21
<u>Financial Performance Measures</u>	FINAL	TENATIVE
Days Cash-on-Hand	28	34
SPCSA Enrollment CAP	100	140
Enrollment Forecast Accuracy	52%	49%
Total Margin	6%	3%