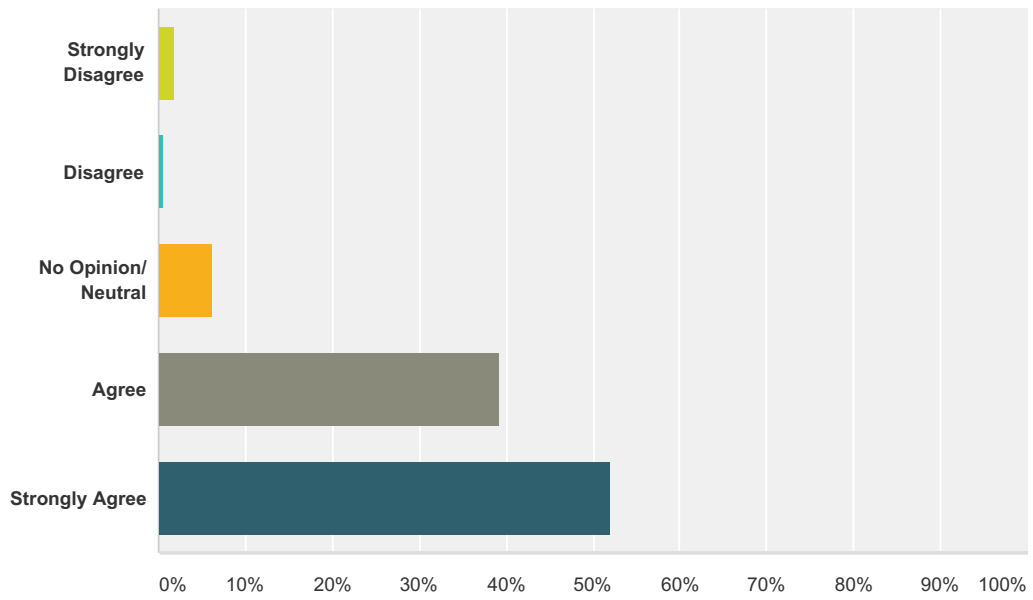


### Q1 NSHS educational program is of high quality.

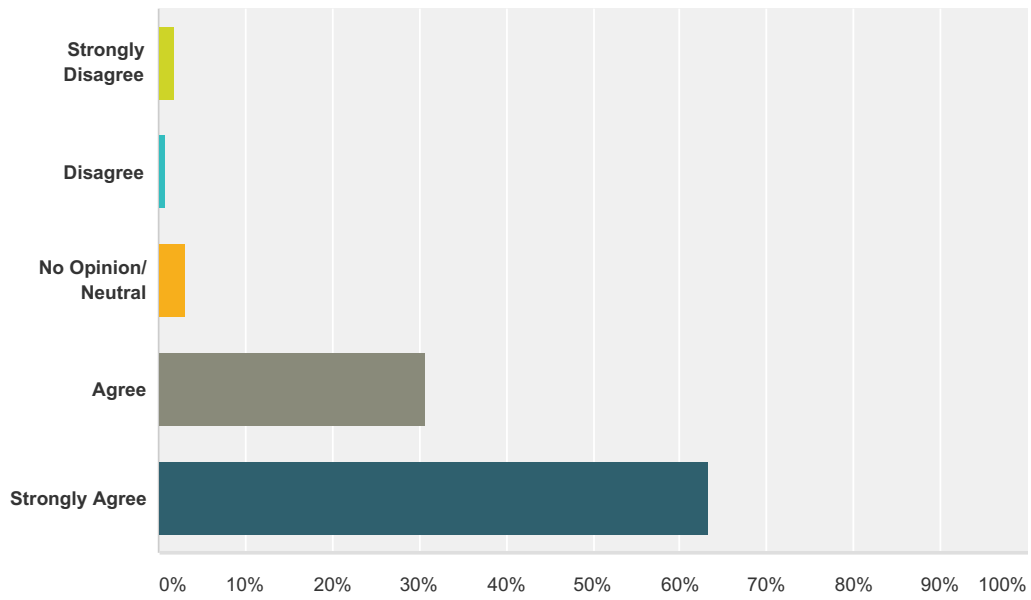
Answered: 354 Skipped: 0



Answer Choices	Responses
Strongly Disagree	1.98% 7
Disagree	0.56% 2
No Opinion/ Neutral	6.21% 22
Agree	39.27% 139
Strongly Agree	51.98% 184
<b>Total</b>	<b>354</b>

### Q2 NSHS is preparing my child for successful college transition.

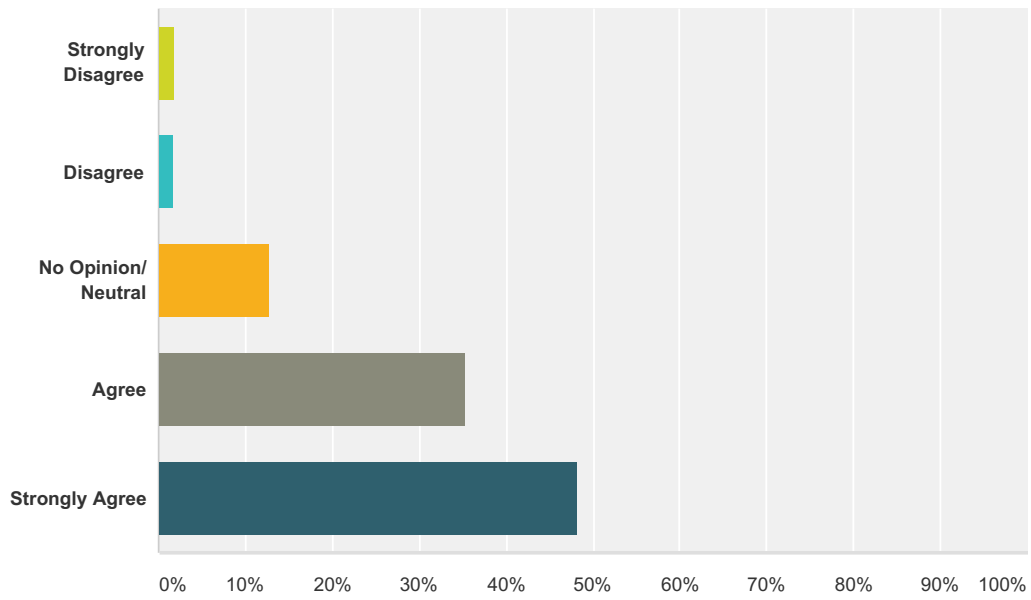
Answered: 354 Skipped: 0



Answer Choices	Responses
Strongly Disagree	1.98% 7
Disagree	0.85% 3
No Opinion/ Neutral	3.11% 11
Agree	30.79% 109
Strongly Agree	63.28% 224
<b>Total</b>	<b>354</b>

### Q3 NSHS is helping develop my child's career-readiness skills.

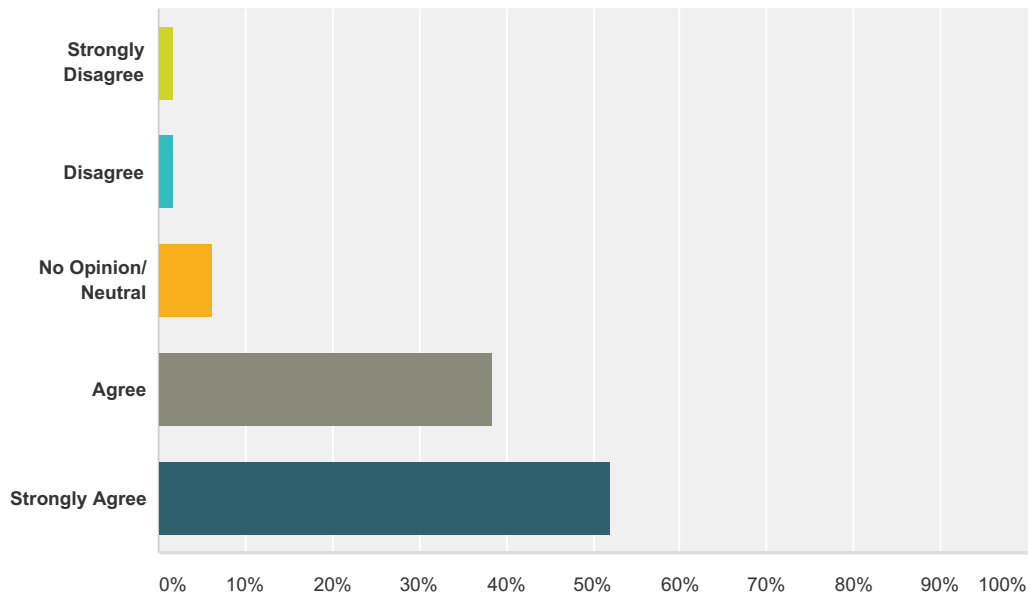
Answered: 354 Skipped: 0



Answer Choices	Responses
Strongly Disagree	1.98% 7
Disagree	1.69% 6
No Opinion/ Neutral	12.71% 45
Agree	35.31% 125
Strongly Agree	48.31% 171
<b>Total</b>	<b>354</b>

### Q4 NSHS is building my child's habits of personal responsibility.

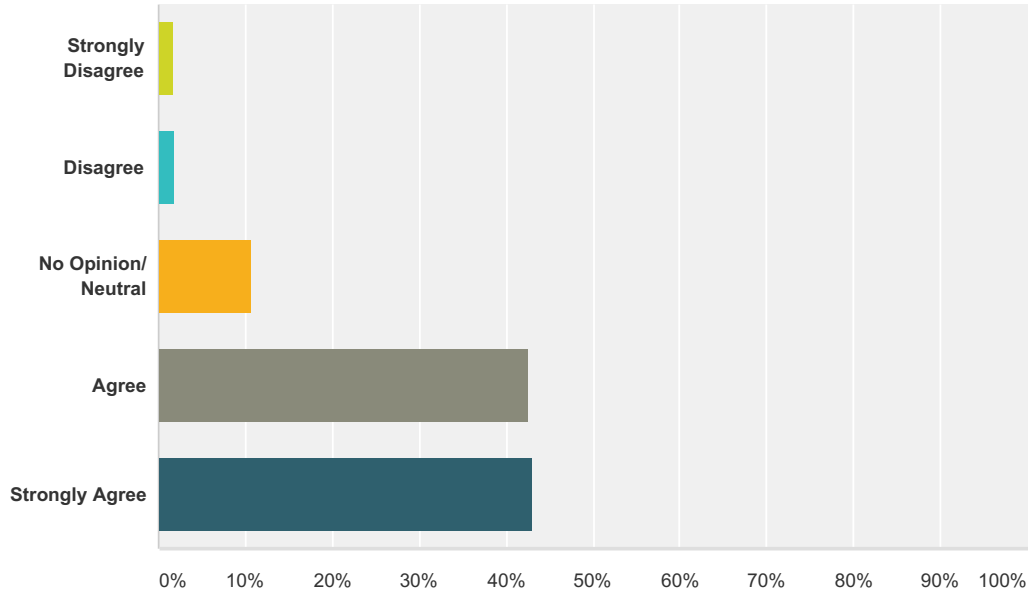
Answered: 354 Skipped: 0



Answer Choices	Responses	Count
Strongly Disagree	1.69%	6
Disagree	1.69%	6
No Opinion/ Neutral	6.21%	22
Agree	38.42%	136
Strongly Agree	51.98%	184
<b>Total</b>		<b>354</b>

**Q5 NSHS offers opportunities and social points for my child to engage socially with peers.**

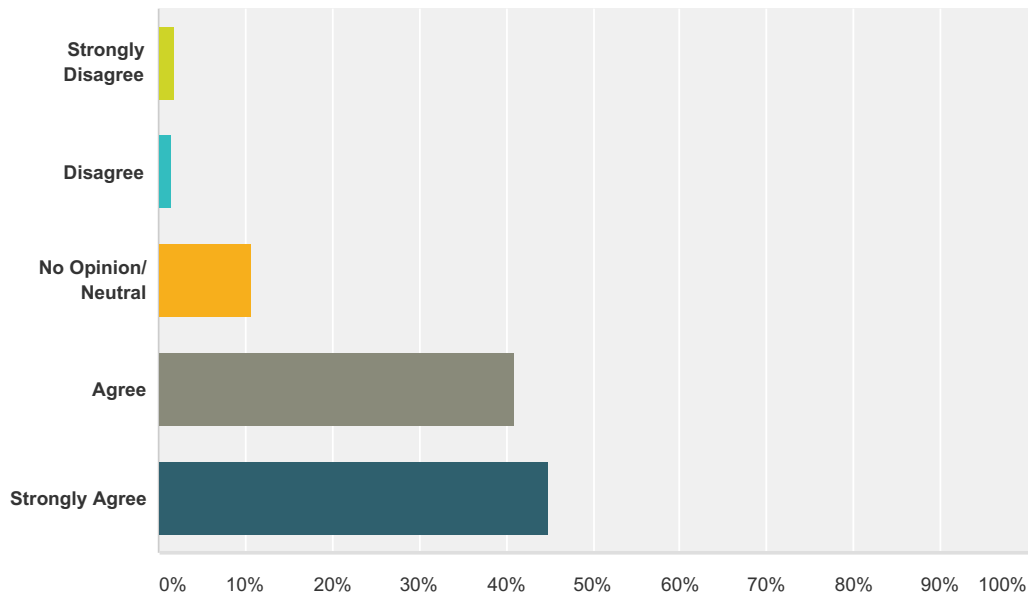
Answered: 354 Skipped: 0



Answer Choices	Responses
Strongly Disagree	1.69% 6
Disagree	1.98% 7
No Opinion/ Neutral	10.73% 38
Agree	42.66% 151
Strongly Agree	42.94% 152
<b>Total</b>	<b>354</b>

**Q6 NSHS is preparing my child to solve future problems he/she will face.**

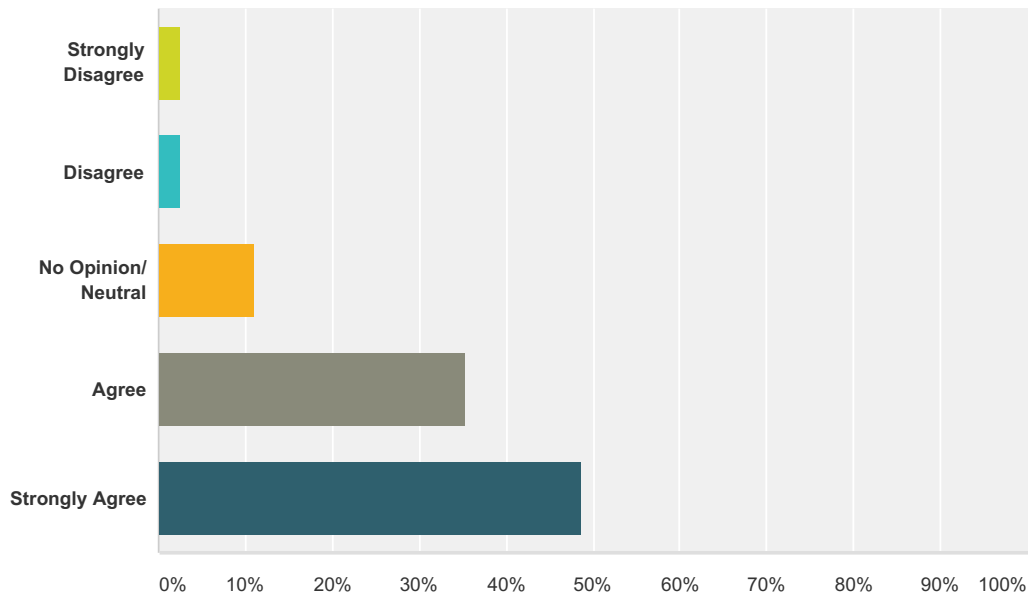
Answered: 354 Skipped: 0



Answer Choices	Responses
Strongly Disagree	1.98% 7
Disagree	1.41% 5
No Opinion/ Neutral	10.73% 38
Agree	40.96% 145
Strongly Agree	44.92% 159
<b>Total</b>	<b>354</b>

### Q7 NSHS volunteer hours strengthen my child's experience for resume development.

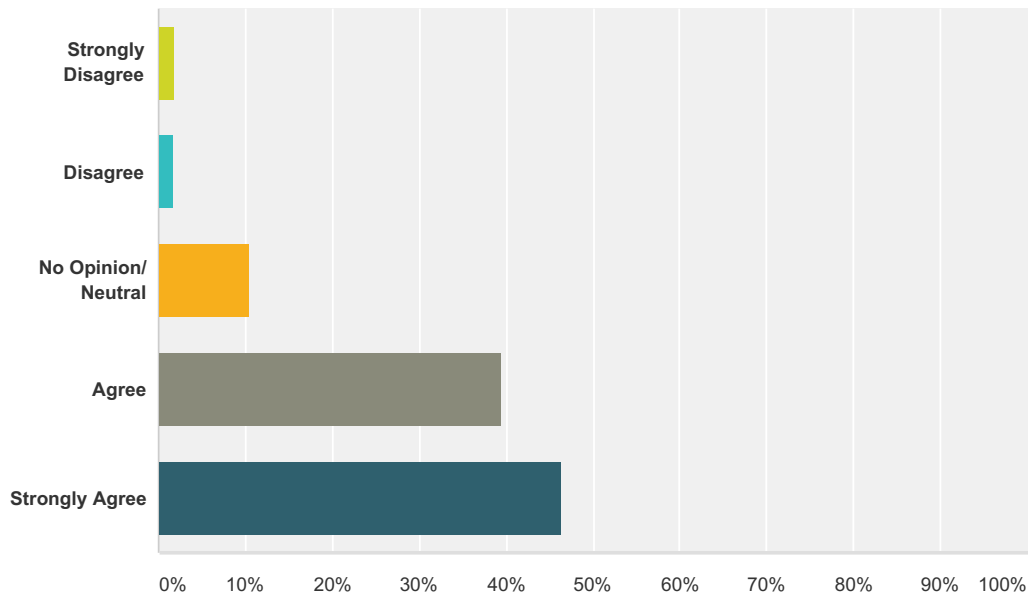
Answered: 354 Skipped: 0



Answer Choices	Responses
Strongly Disagree	2.54% 9
Disagree	2.54% 9
No Opinion/ Neutral	11.02% 39
Agree	35.31% 125
Strongly Agree	48.59% 172
<b>Total</b>	<b>354</b>

### Q8 NSHS parents feel welcome in our school.

Answered: 354 Skipped: 0

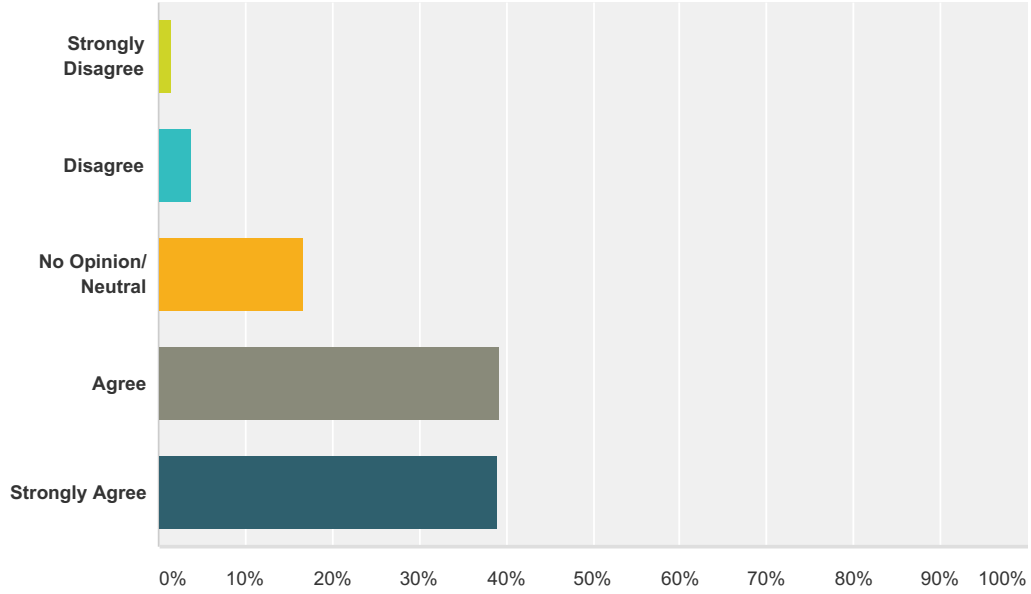


Answer Choices	Responses
Strongly Disagree	1.98% 7
Disagree	1.69% 6
No Opinion/ Neutral	10.45% 37
Agree	39.55% 140
Strongly Agree	46.33% 164
<b>Total</b>	<b>354</b>



**Q9 NSHS parents are offered meetings, trainings, and support on how to help their children transition to college.**

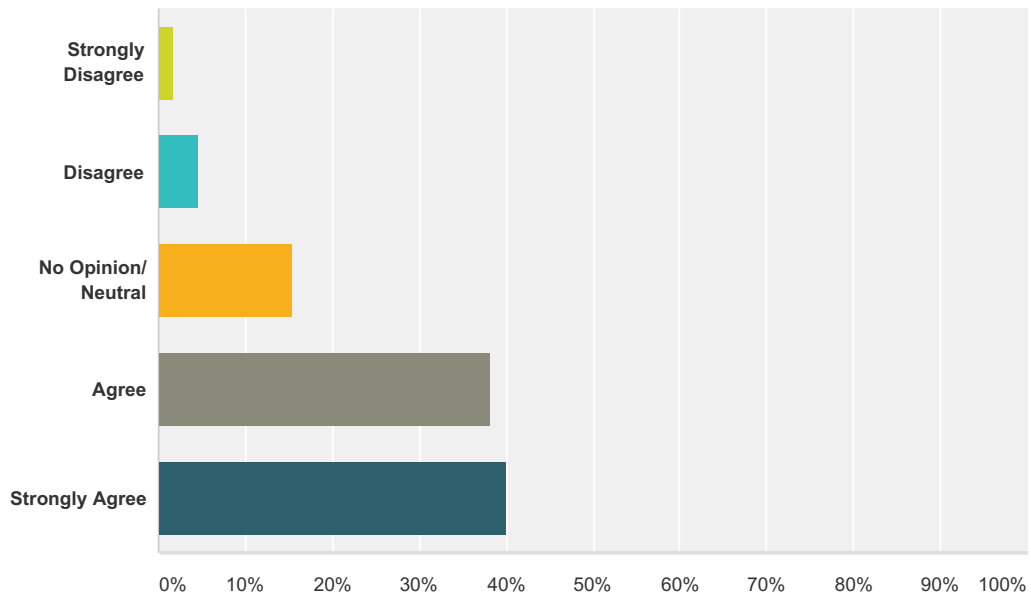
Answered: 354 Skipped: 0



Answer Choices	Responses
Strongly Disagree	1.41% 5
Disagree	3.67% 13
No Opinion/ Neutral	16.67% 59
Agree	39.27% 139
Strongly Agree	38.98% 138
<b>Total</b>	<b>354</b>

### Q10 NSHS addresses parent concerns and questions.

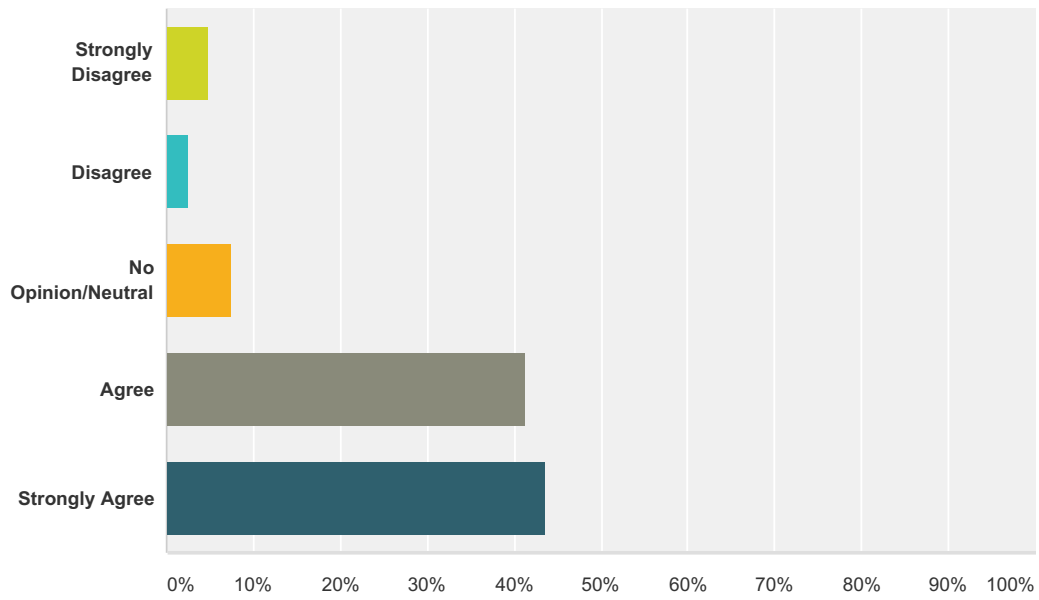
Answered: 354 Skipped: 0



Answer Choices	Responses	Count
Strongly Disagree	1.69%	6
Disagree	4.52%	16
No Opinion/ Neutral	15.54%	55
Agree	38.14%	135
Strongly Agree	40.11%	142
<b>Total</b>		<b>354</b>

**Q11 NSHS is supporting and mentoring my child towards academic success.**

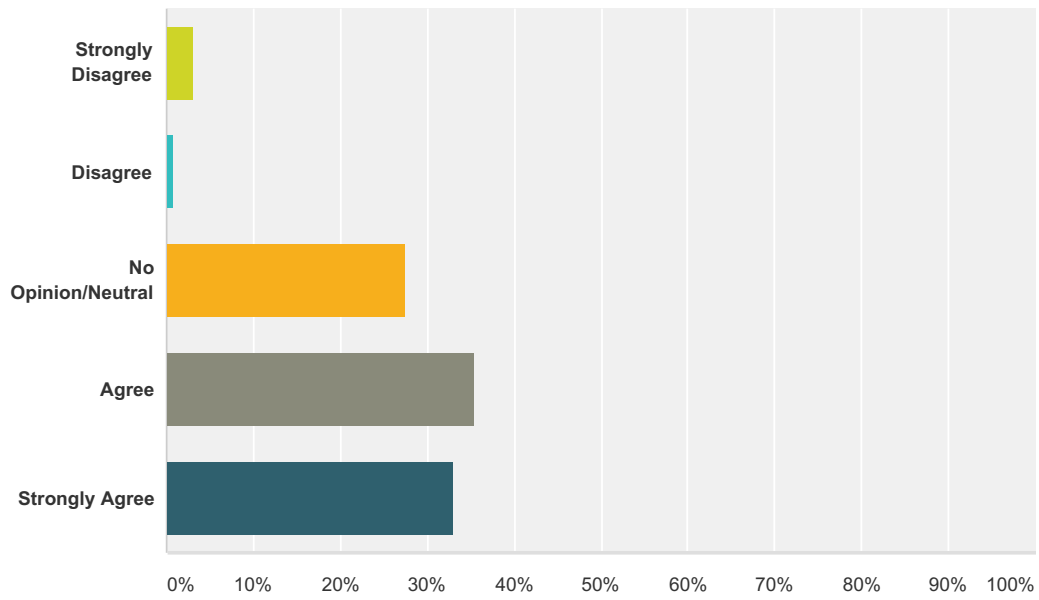
Answered: 350 Skipped: 4



Answer Choices	Responses
Strongly Disagree	4.86% 17
Disagree	2.57% 9
No Opinion/Neutral	7.43% 26
Agree	41.43% 145
Strongly Agree	43.71% 153
<b>Total</b>	<b>350</b>

### Q12 NSHS students show respect and concern for each other

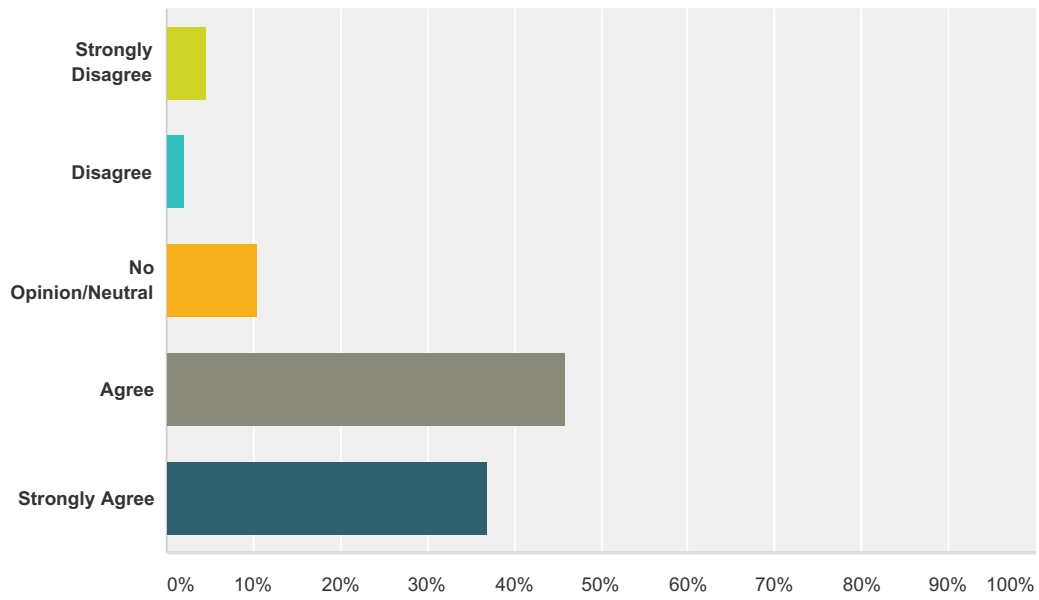
Answered: 349 Skipped: 5



Answer Choices	Responses	
Strongly Disagree	3.15%	11
Disagree	0.86%	3
No Opinion/Neutral	27.51%	96
Agree	35.53%	124
Strongly Agree	32.95%	115
<b>Total</b>		<b>349</b>

**Q13 NSHS Discipline expectations are clearly communicated, fair and effective.**

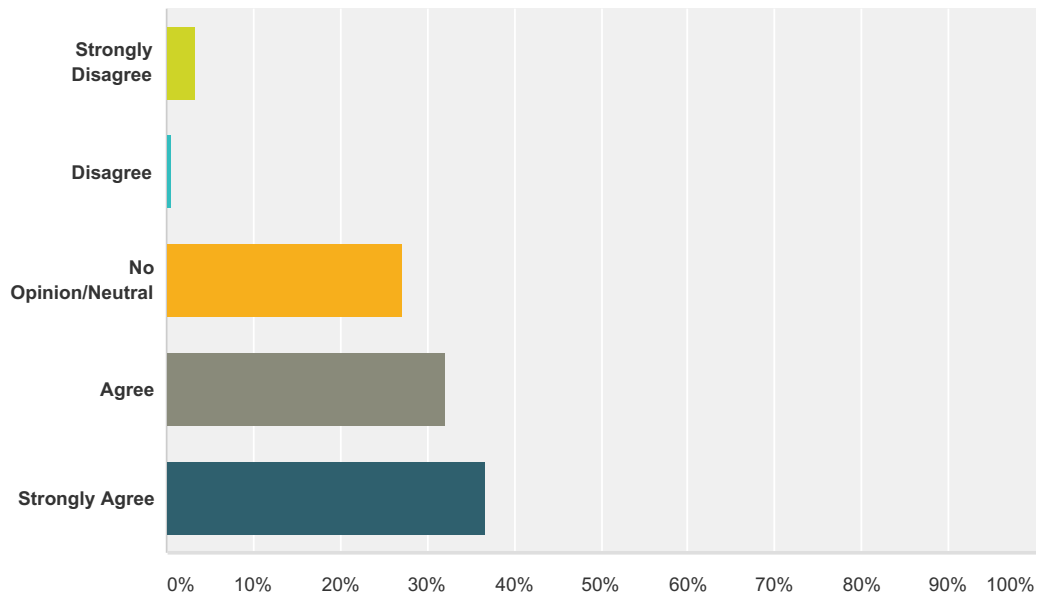
Answered: 351 Skipped: 3



Answer Choices	Responses	
Strongly Disagree	4.56%	16
Disagree	1.99%	7
No Opinion/Neutral	10.54%	37
Agree	45.87%	161
Strongly Agree	37.04%	130
<b>Total</b>		<b>351</b>

### Q14 NSHS staff demonstrate sensitivity to race, gender and others' beliefs.

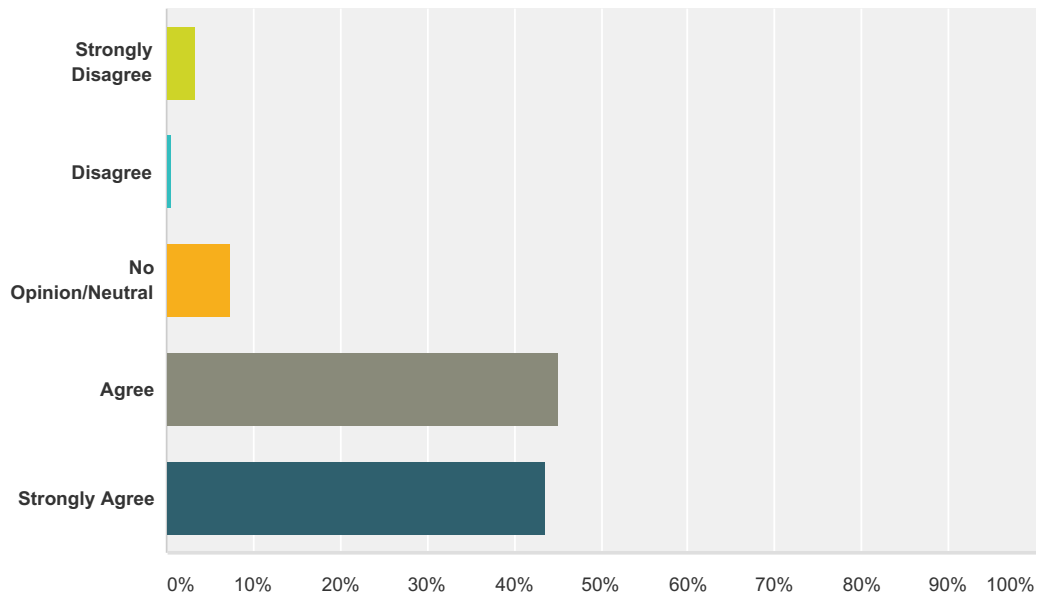
Answered: 351 Skipped: 3



Answer Choices	Responses	
Strongly Disagree	3.42%	12
Disagree	0.57%	2
No Opinion/Neutral	27.07%	95
Agree	32.19%	113
Strongly Agree	36.75%	129
<b>Total</b>		<b>351</b>

### Q15 NSHS Maintains a safe and orderly environment.

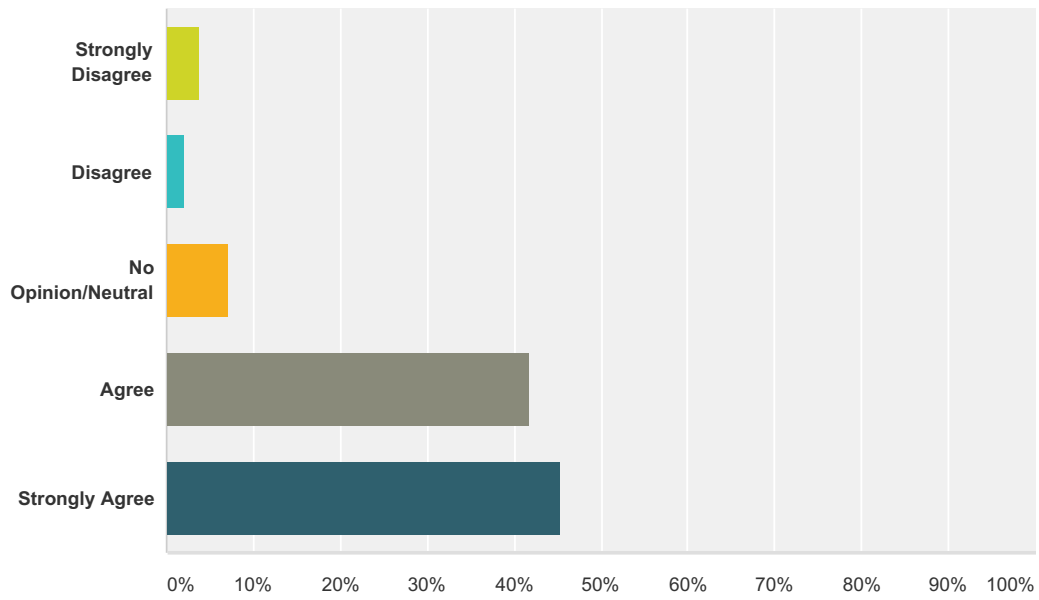
Answered: 351 Skipped: 3



Answer Choices	Responses	
Strongly Disagree	3.42%	12
Disagree	0.57%	2
No Opinion/Neutral	7.41%	26
Agree	45.01%	158
Strongly Agree	43.59%	153
<b>Total</b>		<b>351</b>

### Q16 NSHS staff shows a genuine concern for the future success of students

Answered: 349 Skipped: 5

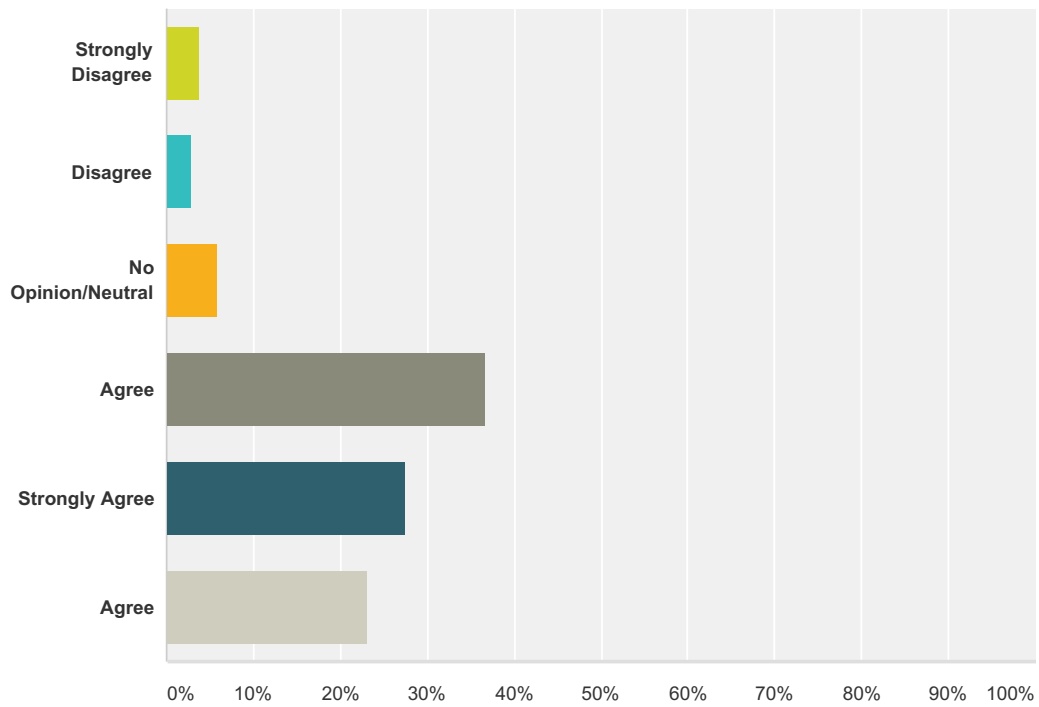


Answer Choices	Responses	
Strongly Disagree	3.72%	13
Disagree	2.01%	7
No Opinion/Neutral	7.16%	25
Agree	41.83%	146
Strongly Agree	45.27%	158
<b>Total</b>		<b>349</b>



### Q17 NSHS Students have access to a variety of learning resources and support.

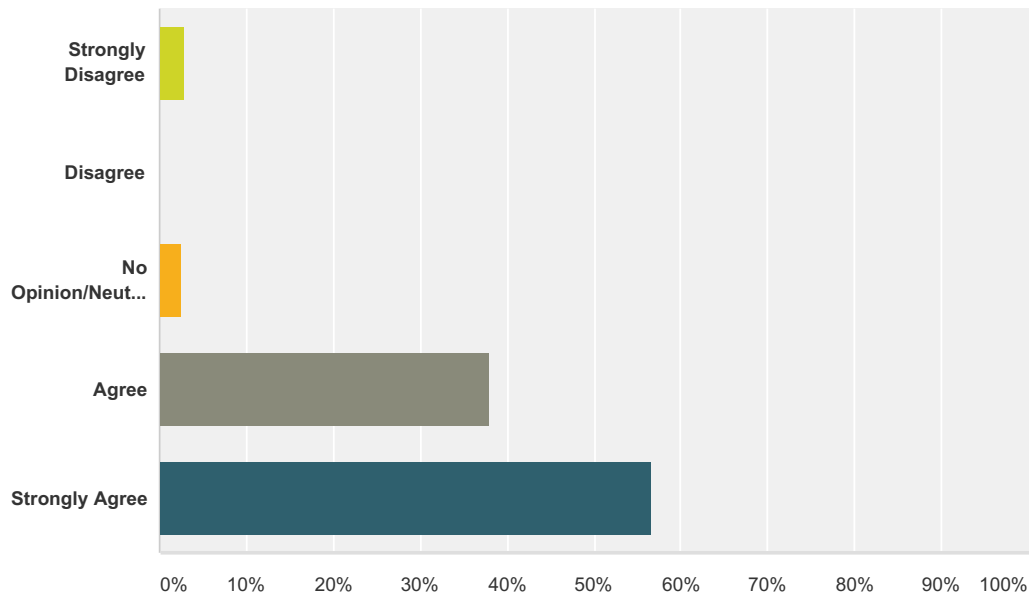
Answered: 353 Skipped: 1



Answer Choices	Responses	
Strongly Disagree	3.68%	13
Disagree	2.83%	10
No Opinion/Neutral	5.95%	21
Agree	36.83%	130
Strongly Agree	27.48%	97
Agree	23.23%	82
<b>Total</b>		<b>353</b>

### Q18 NSHS facilities are clean and well maintained.

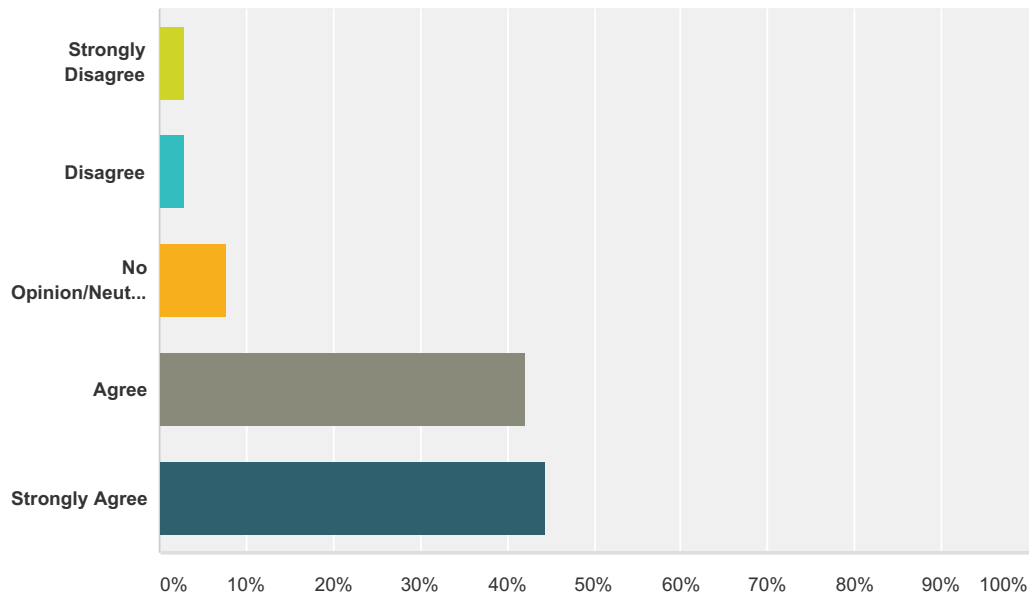
Answered: 348 Skipped: 6



Answer Choices	Responses
Strongly Disagree	2.87% 10
Disagree	0.00% 0
No Opinion/Neutral	2.59% 9
Agree	37.93% 132
Strongly Agree	56.61% 197
<b>Total</b>	<b>348</b>

### Q19 NSHS offers various methods of communication to keep parents informed.

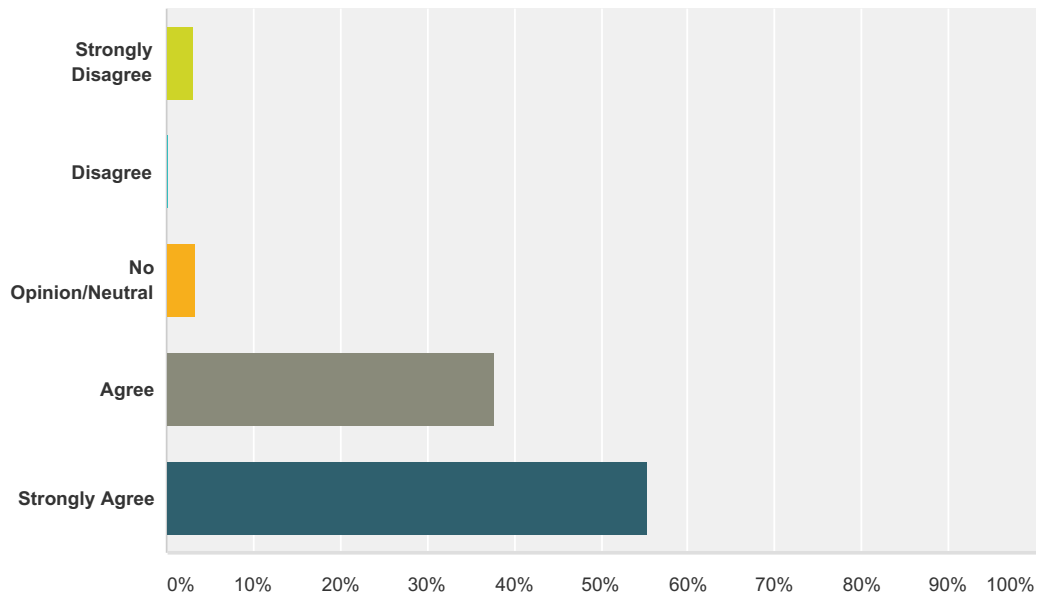
Answered: 349 Skipped: 5



Answer Choices	Responses
Strongly Disagree	2.87% 10
Disagree	2.87% 10
No Opinion/Neutral	7.74% 27
Agree	42.12% 147
Strongly Agree	44.41% 155
<b>Total</b>	<b>349</b>

**Q20 NSHS is preparing my child to continue his/her education after high school.**

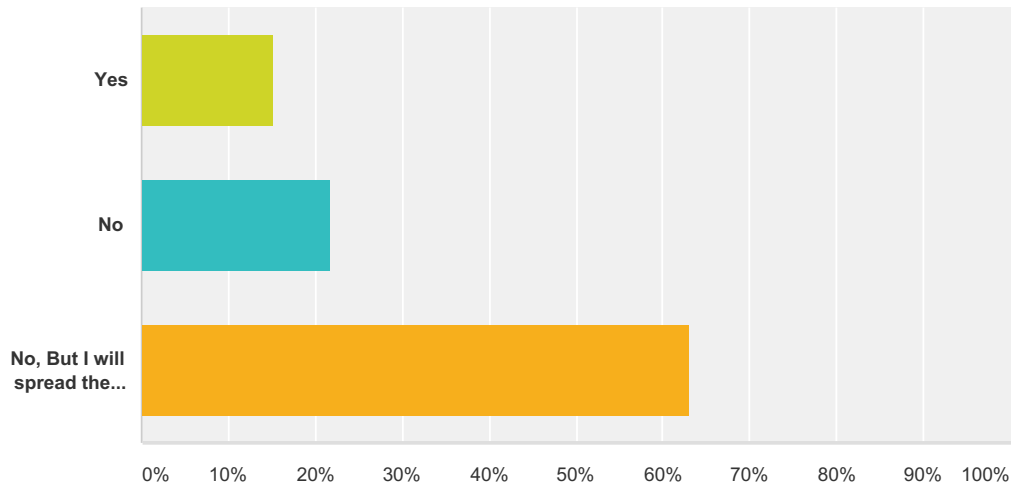
Answered: 349 Skipped: 5



Answer Choices	Responses	
Strongly Disagree	3.15%	11
Disagree	0.29%	1
No Opinion/Neutral	3.44%	12
Agree	37.82%	132
Strongly Agree	55.30%	193
<b>Total</b>		<b>349</b>

### Q21 Do you have a group/people who would be interested in hearing about Nevada State High School?

Answered: 347 Skipped: 7



Answer Choices	Responses	
Yes	15.27%	53
No	21.61%	75
No, But I will spread the word! :)	63.11%	219
<b>Total</b>		<b>347</b>