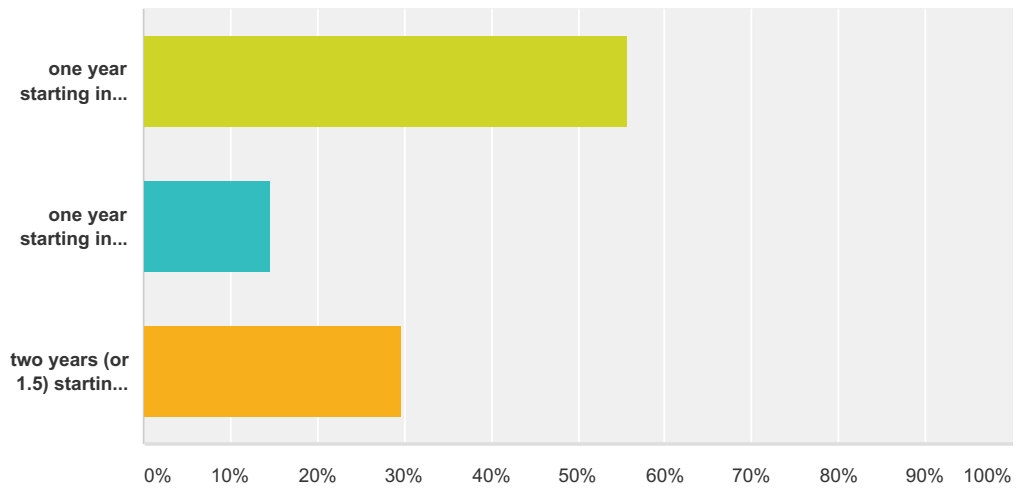


Q1 How many years has your child been at NSHS?

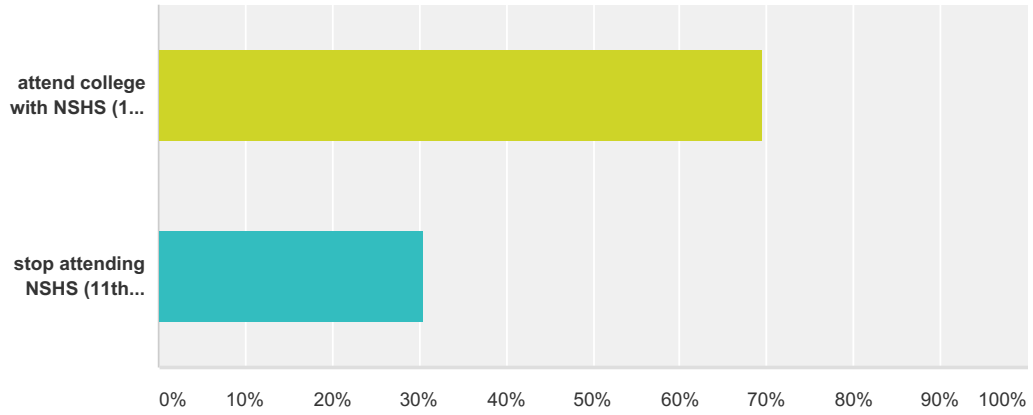
Answered: 172 Skipped: 1



Answer Choices	Responses
one year starting in 11th grade	55.81% 96
one year starting in 12th grade	14.53% 25
two years (or 1.5) starting in 11th grade	29.65% 51
Total	172

Q2 Next year my child plans to:

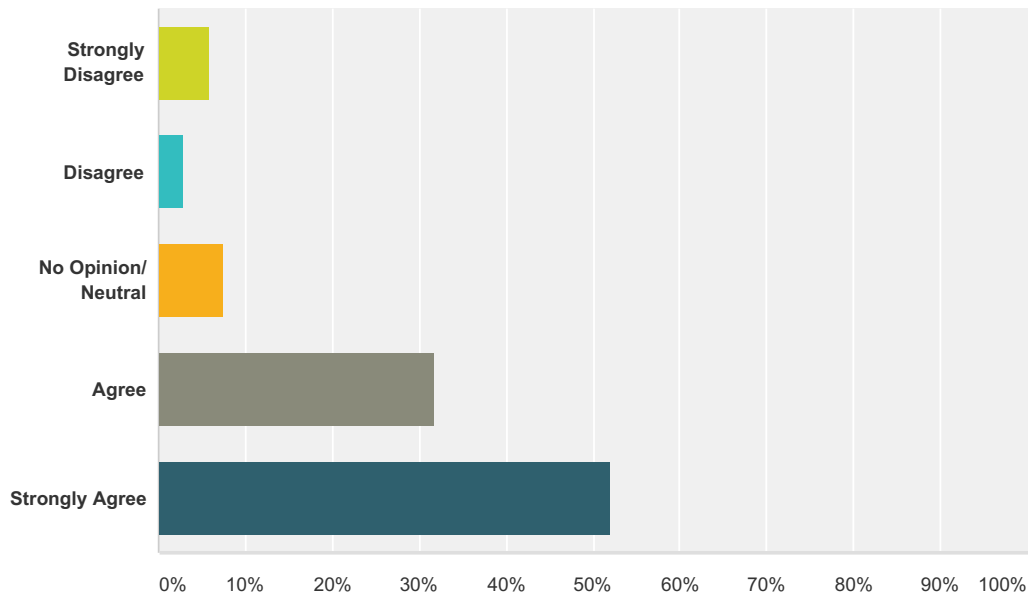
Answered: 167 Skipped: 6



Answer Choices	Responses
attend college with NSHS (11th graders) or as a high school graduate (12th graders)	69.46% 116
stop attending NSHS (11th graders) or college (12th graders)	30.54% 51
Total	167

Q3 NSHS educational program is of high quality.

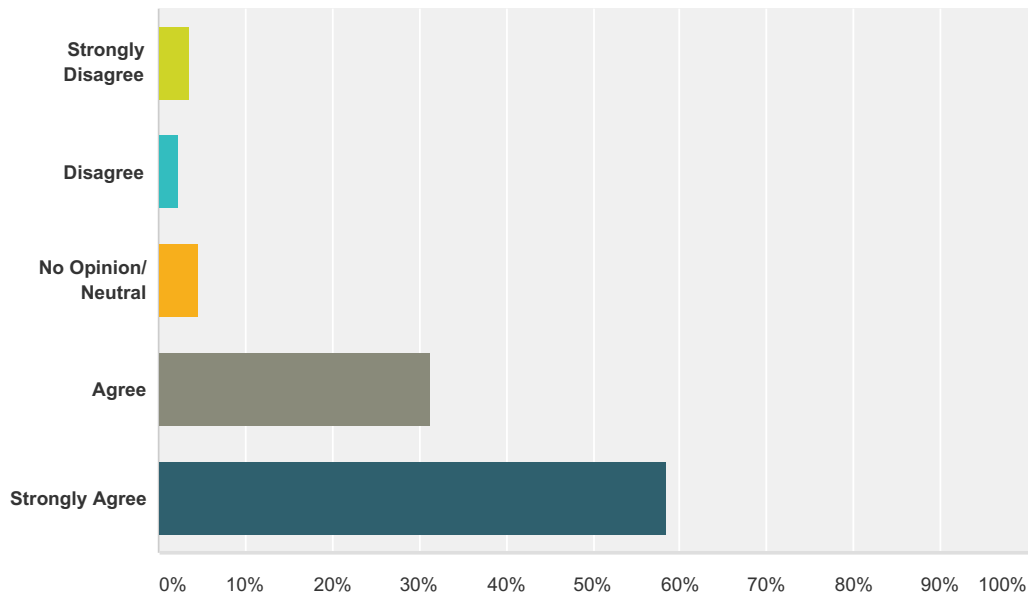
Answered: 173 Skipped: 0



Answer Choices	Responses	
Strongly Disagree	5.78%	10
Disagree	2.89%	5
No Opinion/ Neutral	7.51%	13
Agree	31.79%	55
Strongly Agree	52.02%	90
Total		173

Q4 NSHS is preparing my child for successful college transition.

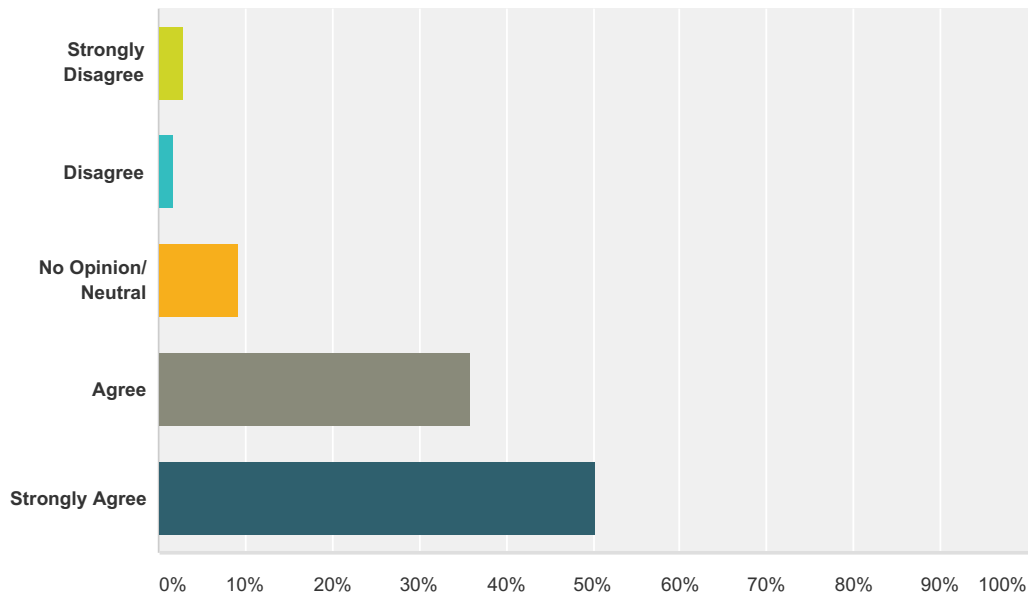
Answered: 173 Skipped: 0



Answer Choices	Responses	Count
Strongly Disagree	3.47%	6
Disagree	2.31%	4
No Opinion/ Neutral	4.62%	8
Agree	31.21%	54
Strongly Agree	58.38%	101
Total		173

Q5 NSHS is helping develop my child's career-readiness skills.

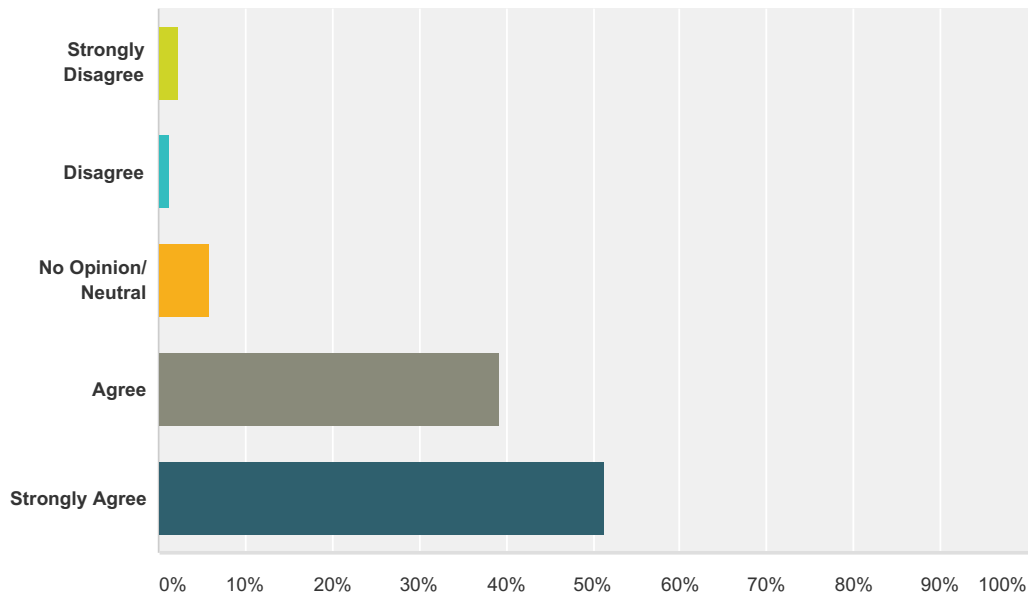
Answered: 173 Skipped: 0



Answer Choices	Responses	Count
Strongly Disagree	2.89%	5
Disagree	1.73%	3
No Opinion/ Neutral	9.25%	16
Agree	35.84%	62
Strongly Agree	50.29%	87
Total		173

Q6 NSHS is building my child's habits of personal responsibility.

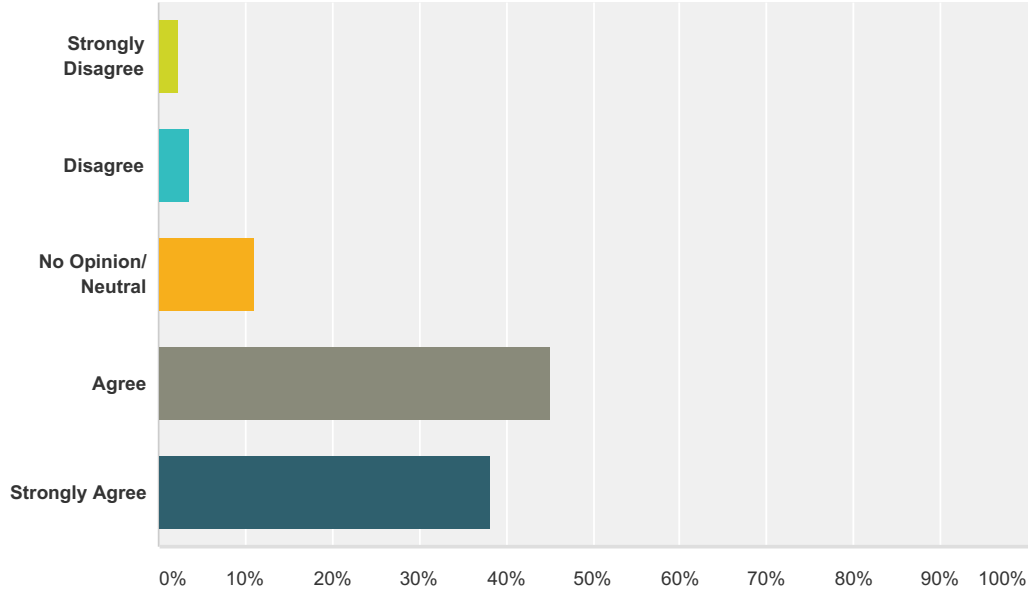
Answered: 173 Skipped: 0



Answer Choices	Responses	
Strongly Disagree	2.31%	4
Disagree	1.16%	2
No Opinion/ Neutral	5.78%	10
Agree	39.31%	68
Strongly Agree	51.45%	89
Total		173

Q7 NSHS offers opportunities and social points for my child to engage socially with peers.

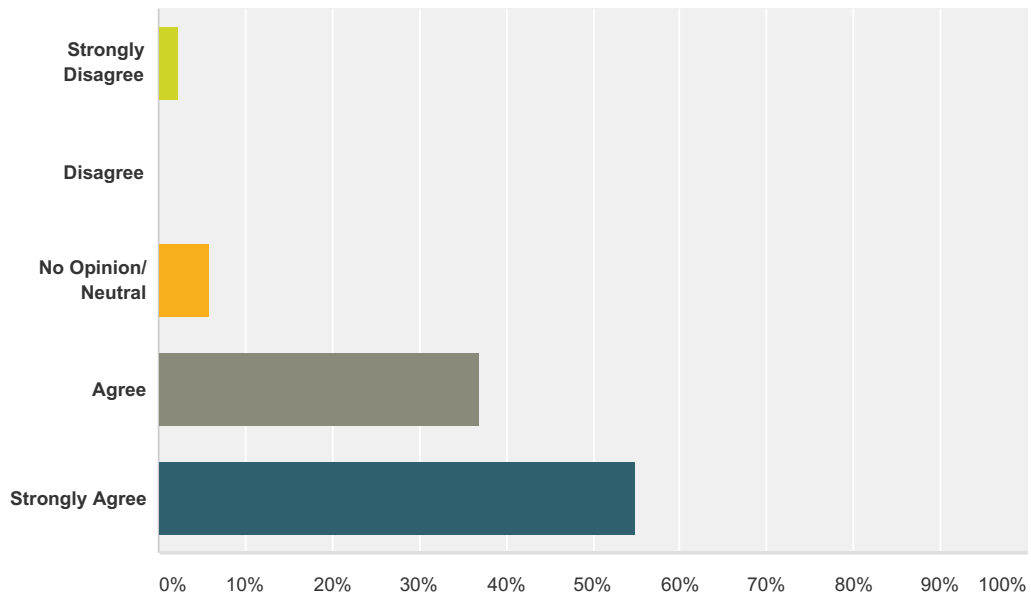
Answered: 173 Skipped: 0



Answer Choices	Responses
Strongly Disagree	2.31% 4
Disagree	3.47% 6
No Opinion/ Neutral	10.98% 19
Agree	45.09% 78
Strongly Agree	38.15% 66
Total	173

Q8 NSHS facilities are clean and well maintained.

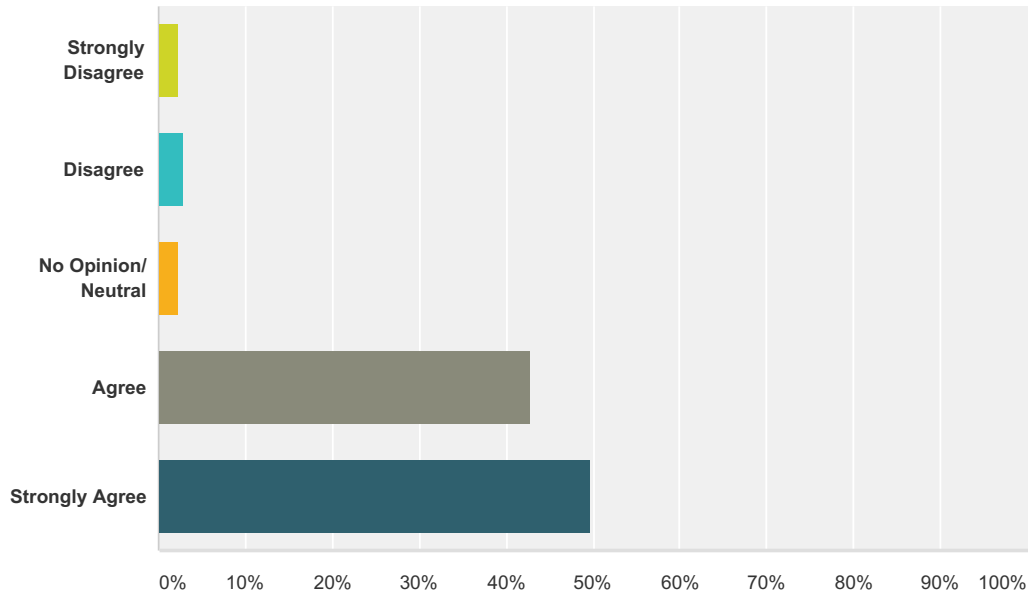
Answered: 173 Skipped: 0



Answer Choices	Responses	
Strongly Disagree	2.31%	4
Disagree	0.00%	0
No Opinion/ Neutral	5.78%	10
Agree	36.99%	64
Strongly Agree	54.91%	95
Total		173

Q9 NSHS offers various methods of communication to keep parents informed such as MOODLE posts, ticket system, text, email, parent meetings, Parent Performance Reviews and grade pick ups.

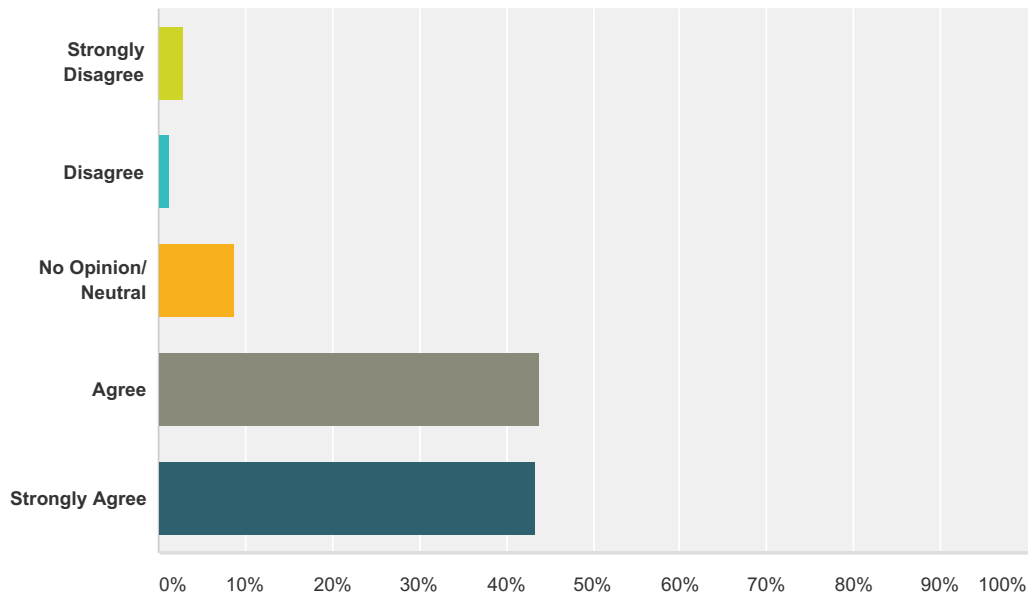
Answered: 173 Skipped: 0



Answer Choices	Responses	
Strongly Disagree	2.31%	4
Disagree	2.89%	5
No Opinion/ Neutral	2.31%	4
Agree	42.77%	74
Strongly Agree	49.71%	86
Total		173

Q10 NSHS is preparing my child to solve future problems he/she will face.

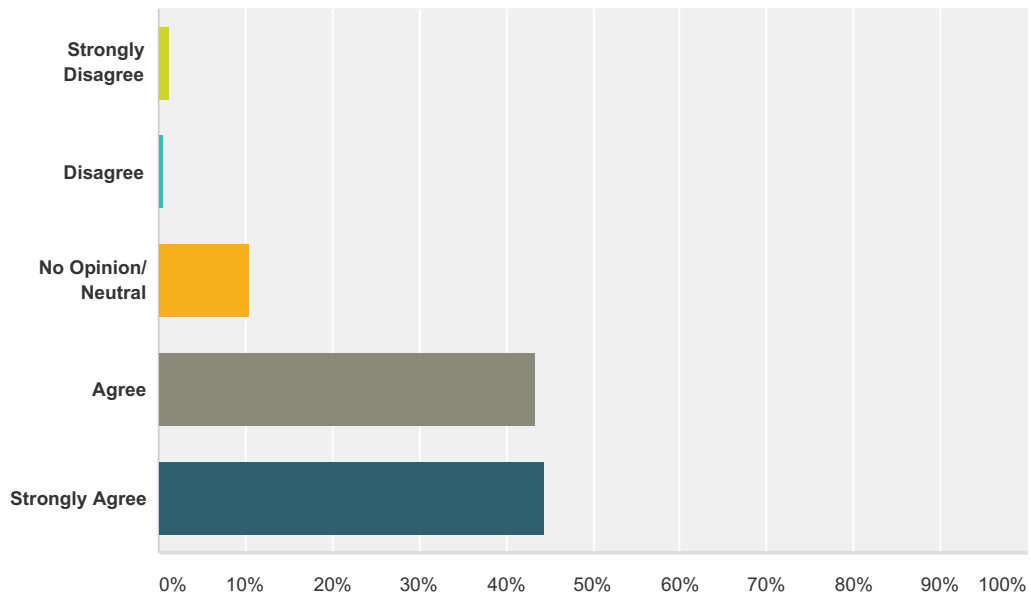
Answered: 173 Skipped: 0



Answer Choices	Responses	
Strongly Disagree	2.89%	5
Disagree	1.16%	2
No Opinion/ Neutral	8.67%	15
Agree	43.93%	76
Strongly Agree	43.35%	75
Total		173

Q11 NSHS volunteer hours strengthen my child's experience for resume development.

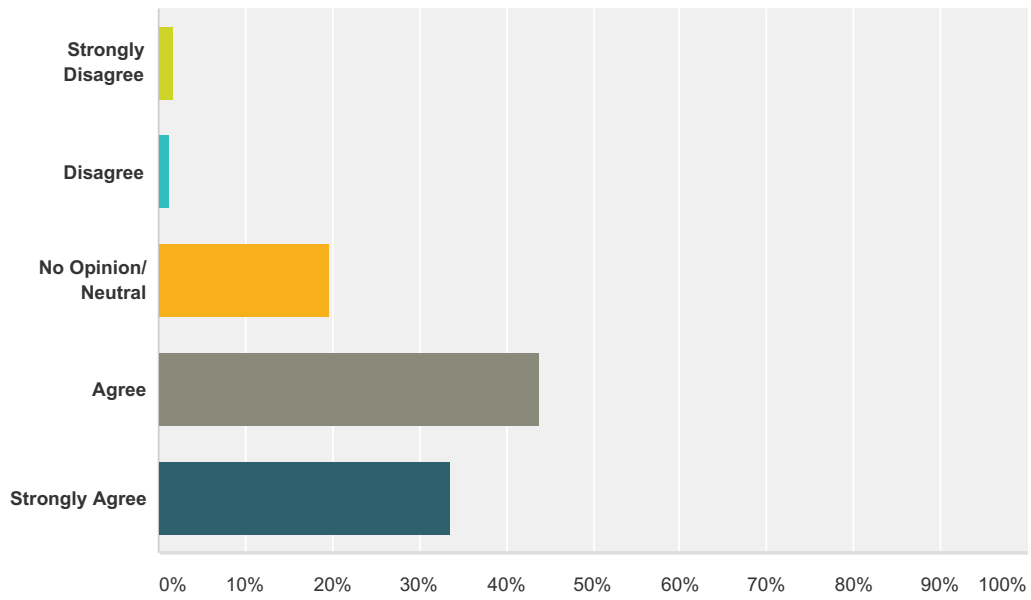
Answered: 173 Skipped: 0



Answer Choices	Responses	
Strongly Disagree	1.16%	2
Disagree	0.58%	1
No Opinion/ Neutral	10.40%	18
Agree	43.35%	75
Strongly Agree	44.51%	77
Total		173

Q12 NSHS students show respect and concern for each other.

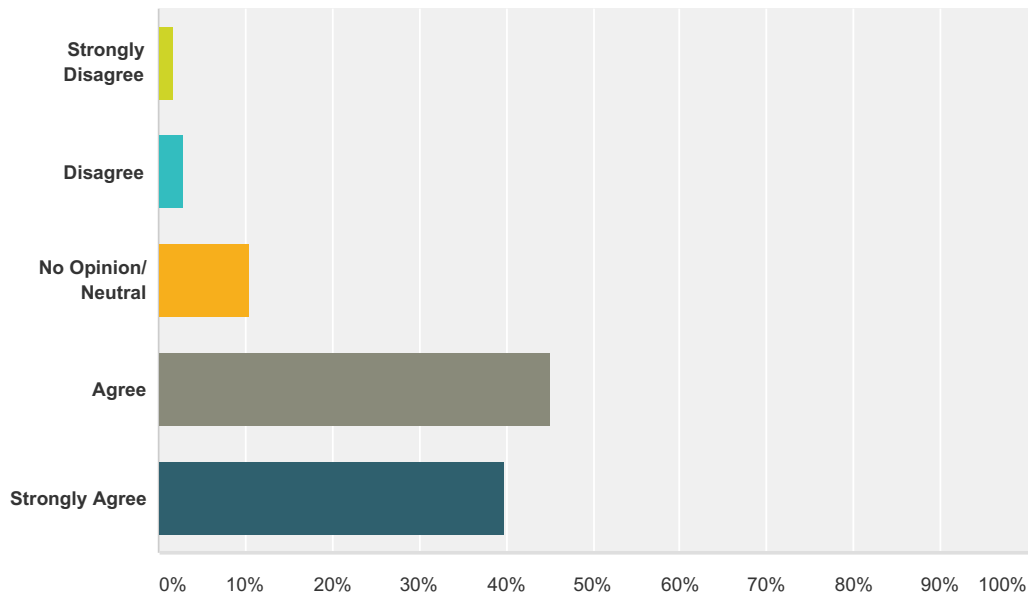
Answered: 173 Skipped: 0



Answer Choices	Responses	
Strongly Disagree	1.73%	3
Disagree	1.16%	2
No Opinion/ Neutral	19.65%	34
Agree	43.93%	76
Strongly Agree	33.53%	58
Total		173

Q13 NSHS discipline expectations are clearly communicated, fair, and effective.

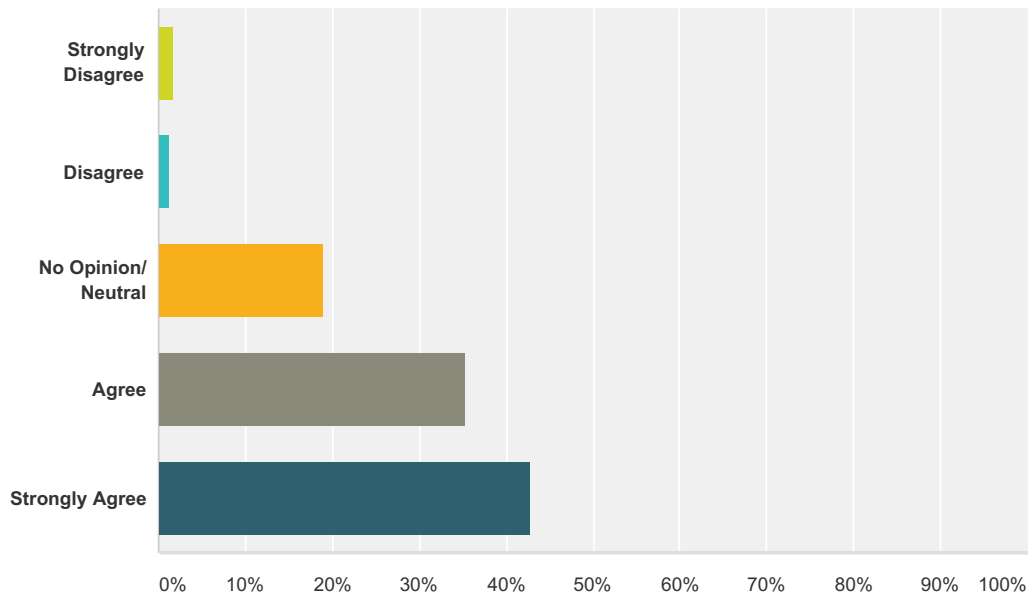
Answered: 173 Skipped: 0



Answer Choices	Responses	
Strongly Disagree	1.73%	3
Disagree	2.89%	5
No Opinion/ Neutral	10.40%	18
Agree	45.09%	78
Strongly Agree	39.88%	69
Total		173

Q14 NSHS staff demonstrate sensitivity to race, gender, and others' beliefs.

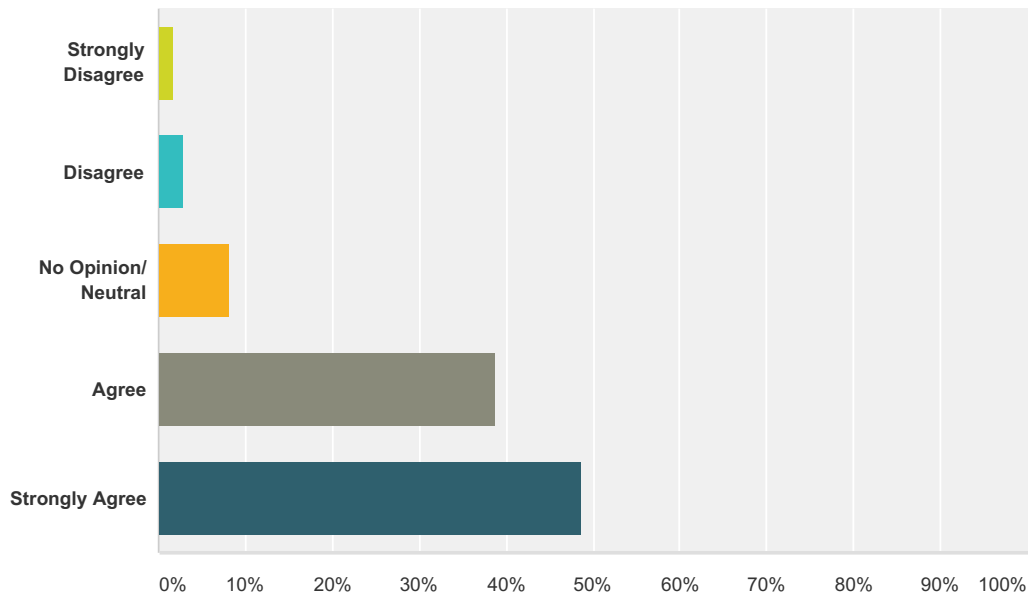
Answered: 173 Skipped: 0



Answer Choices	Responses	
Strongly Disagree	1.73%	3
Disagree	1.16%	2
No Opinion/ Neutral	19.08%	33
Agree	35.26%	61
Strongly Agree	42.77%	74
Total		173

Q15 NSHS parents feel welcome in our school.

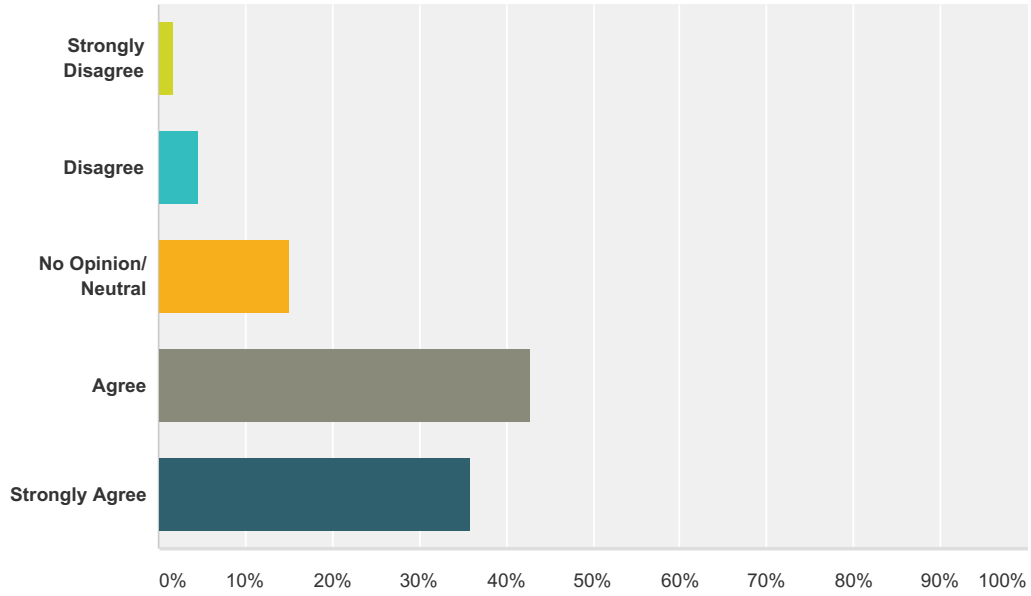
Answered: 173 Skipped: 0



Answer Choices	Responses	
Strongly Disagree	1.73%	3
Disagree	2.89%	5
No Opinion/ Neutral	8.09%	14
Agree	38.73%	67
Strongly Agree	48.55%	84
Total		173

Q16 NSHS parents are offer meetings, trainings, and support on how to help their children transition to college.

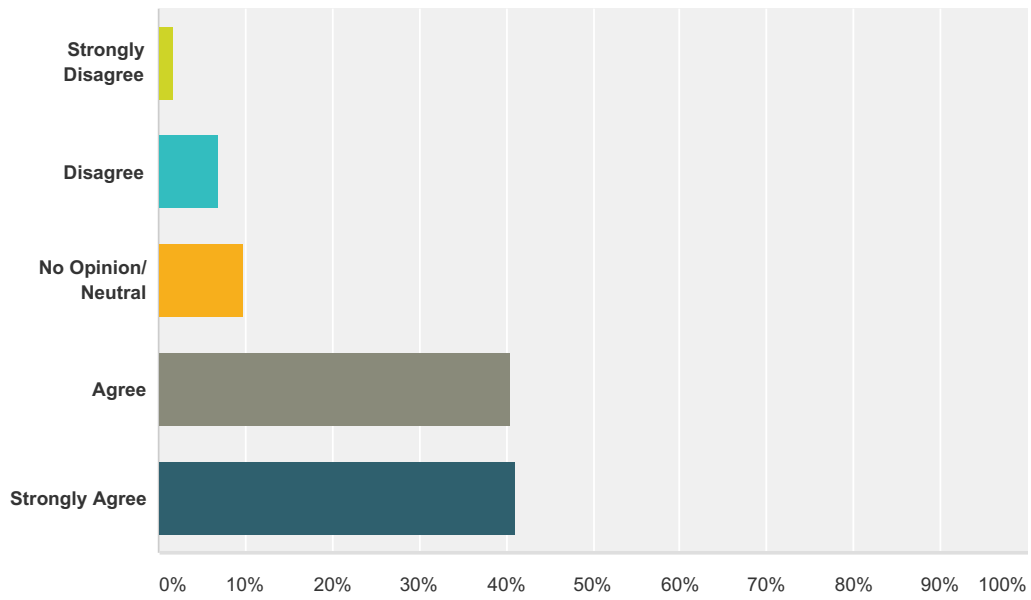
Answered: 173 Skipped: 0



Answer Choices	Responses	
Strongly Disagree	1.73%	3
Disagree	4.62%	8
No Opinion/ Neutral	15.03%	26
Agree	42.77%	74
Strongly Agree	35.84%	62
Total		173

Q17 NSHS addresses parent concerns and questions.

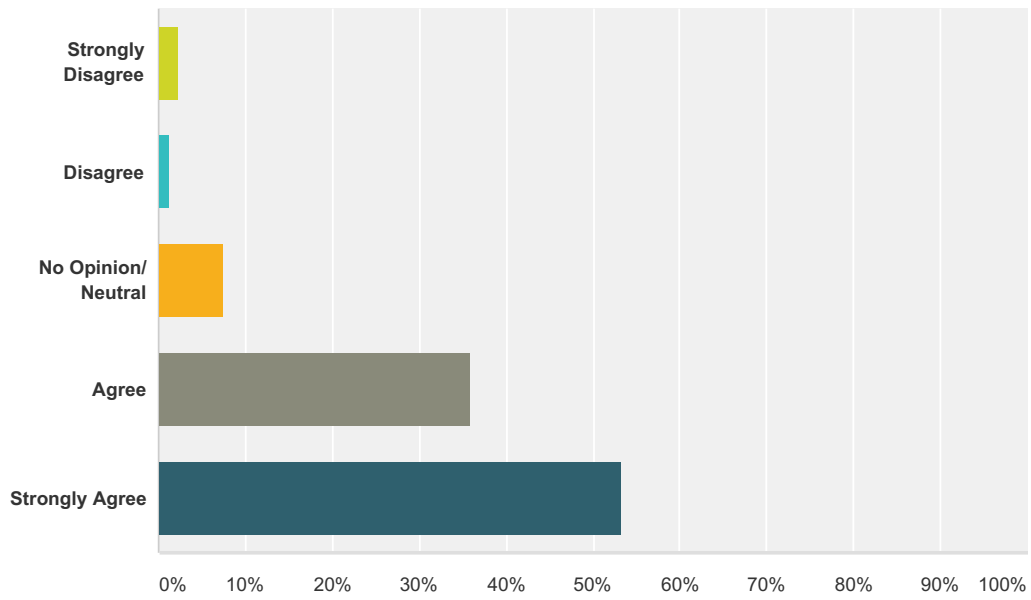
Answered: 173 Skipped: 0



Answer Choices	Responses	
Strongly Disagree	1.73%	3
Disagree	6.94%	12
No Opinion/ Neutral	9.83%	17
Agree	40.46%	70
Strongly Agree	41.04%	71
Total		173

Q18 Our school's purpose statement is clearly focused on student success.

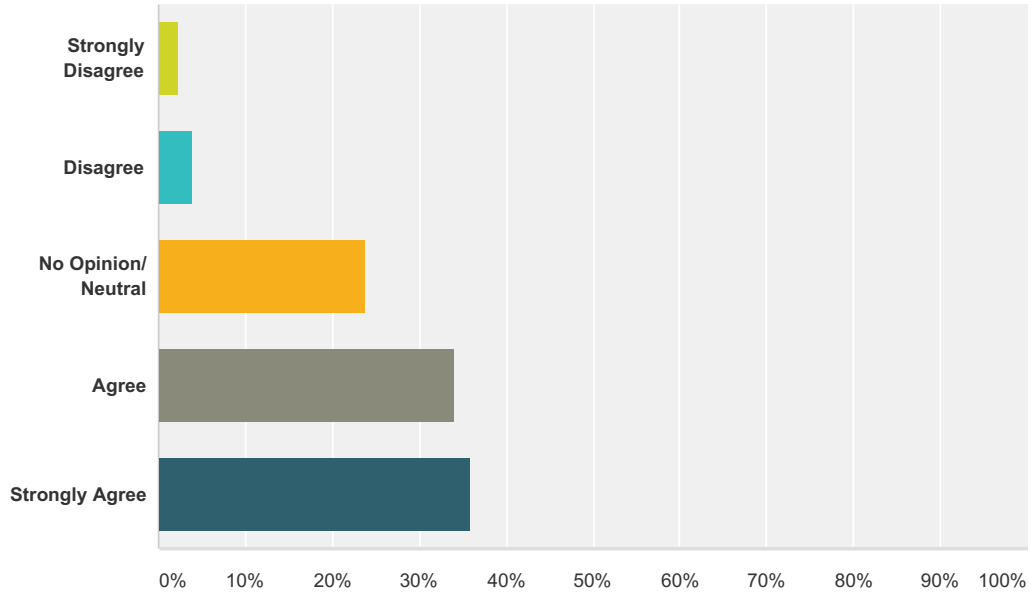
Answered: 173 Skipped: 0



Answer Choices	Responses
Strongly Disagree	2.31% 4
Disagree	1.16% 2
No Opinion/ Neutral	7.51% 13
Agree	35.84% 62
Strongly Agree	53.18% 92
Total	173

Q19 Our school's purpose statement is formally reviewed and revised with involvement from parents.

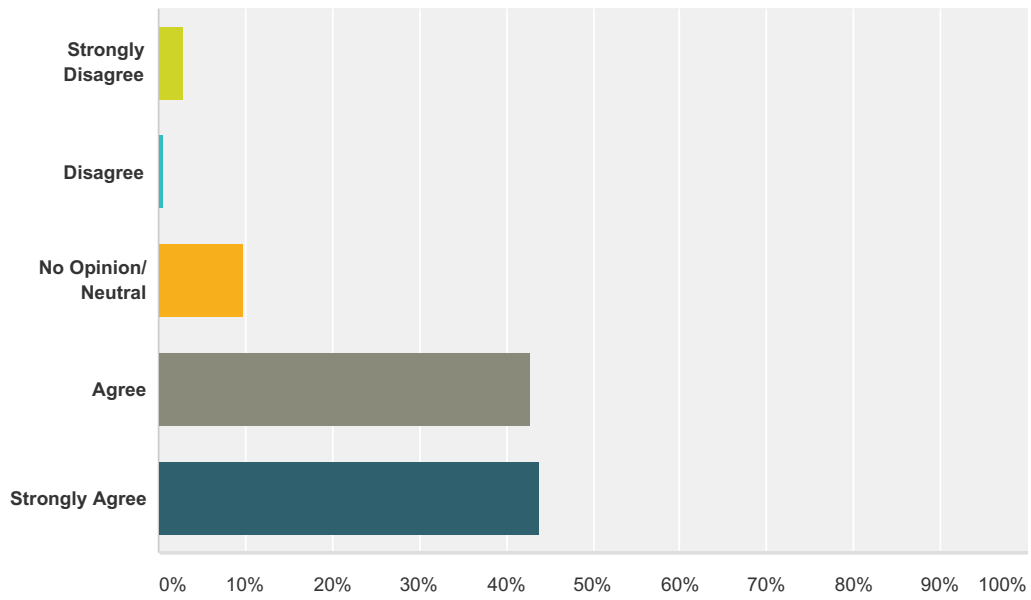
Answered: 173 Skipped: 0



Answer Choices	Responses
Strongly Disagree	2.31% 4
Disagree	4.05% 7
No Opinion/ Neutral	23.70% 41
Agree	34.10% 59
Strongly Agree	35.84% 62
Total	173

Q20 Our school has established goals and a plan for improving student learning.

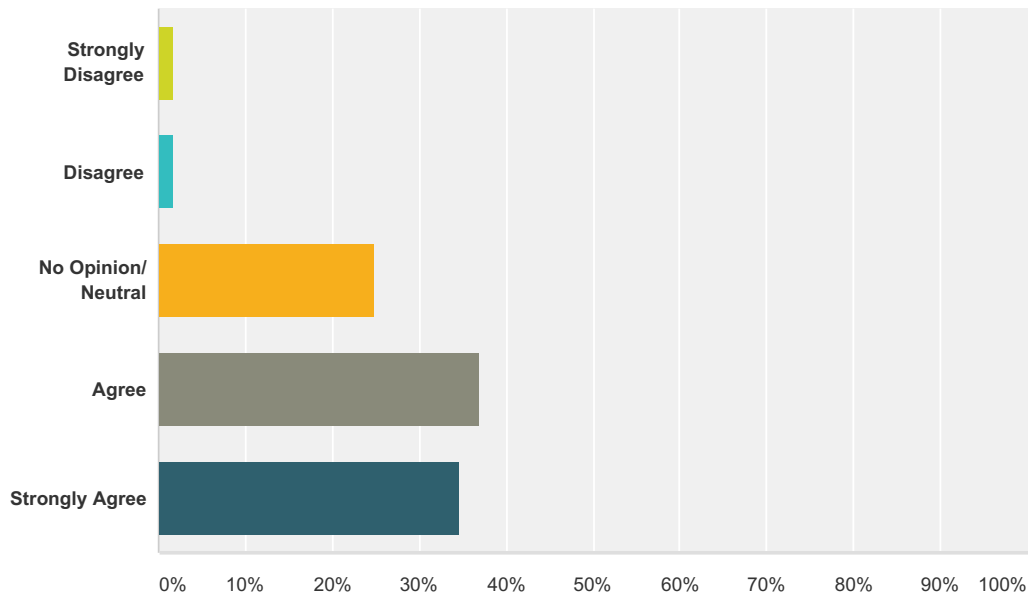
Answered: 173 Skipped: 0



Answer Choices	Responses	
Strongly Disagree	2.89%	5
Disagree	0.58%	1
No Opinion/ Neutral	9.83%	17
Agree	42.77%	74
Strongly Agree	43.93%	76
Total		173

Q21 Our school's governing body operates responsibly and functions effectively.

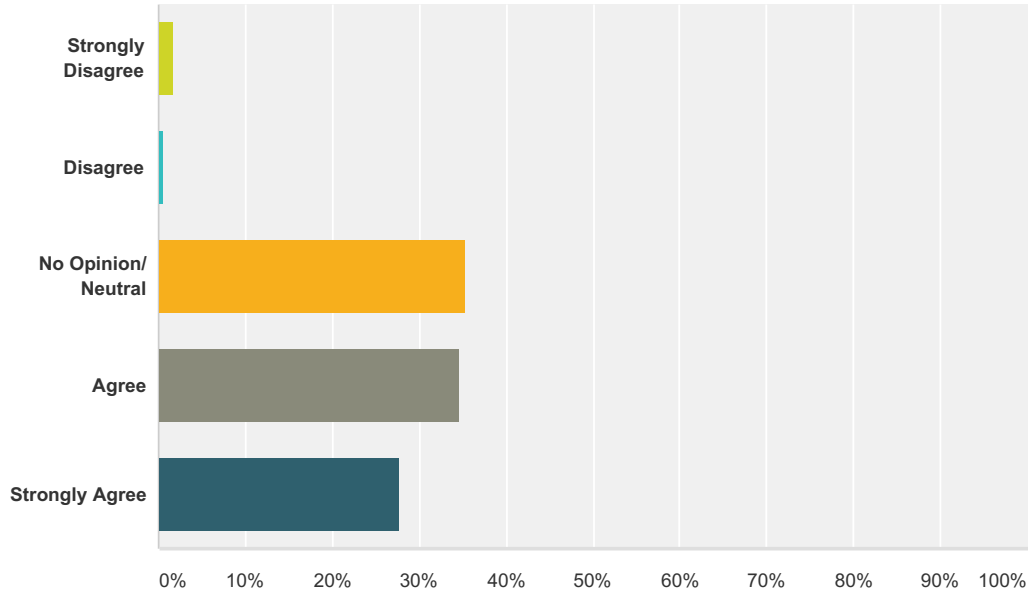
Answered: 173 Skipped: 0



Answer Choices	Responses
Strongly Disagree	1.73% 3
Disagree	1.73% 3
No Opinion/ Neutral	24.86% 43
Agree	36.99% 64
Strongly Agree	34.68% 60
Total	173

Q22 Our school's governing body does not interfere with the operation or leadership of our school.

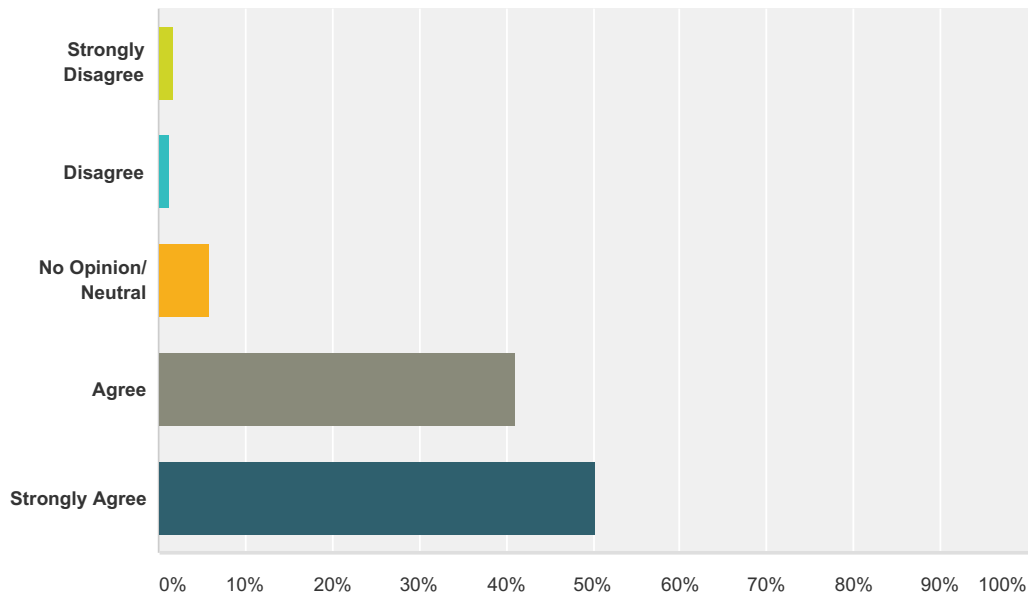
Answered: 173 Skipped: 0



Answer Choices	Responses	
Strongly Disagree	1.73%	3
Disagree	0.58%	1
No Opinion/ Neutral	35.26%	61
Agree	34.68%	60
Strongly Agree	27.75%	48
Total		173

Q23 Our school has high expectations for students in all classes.

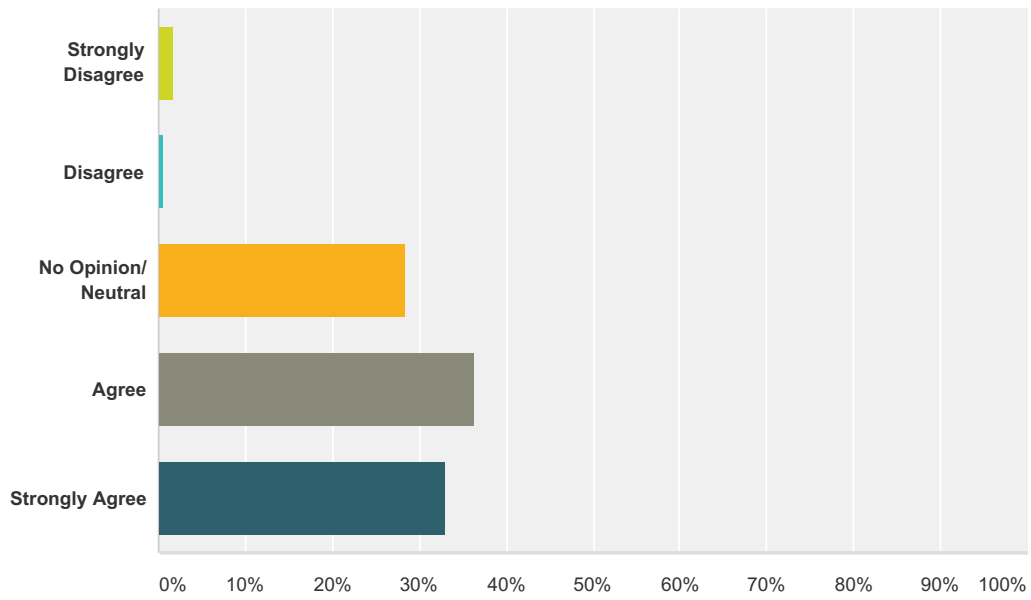
Answered: 173 Skipped: 0



Answer Choices	Responses	Count
Strongly Disagree	1.73%	3
Disagree	1.16%	2
No Opinion/ Neutral	5.78%	10
Agree	41.04%	71
Strongly Agree	50.29%	87
Total		173

Q24 Our school shares responsibility for student learning with its stakeholders.

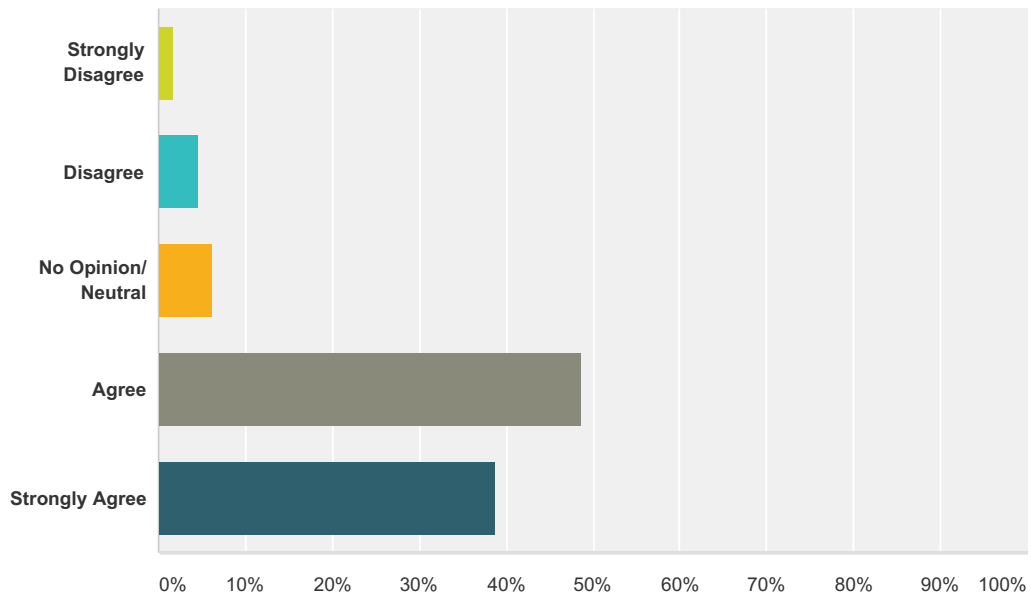
Answered: 173 Skipped: 0



Answer Choices	Responses	
Strongly Disagree	1.73%	3
Disagree	0.58%	1
No Opinion/ Neutral	28.32%	49
Agree	36.42%	63
Strongly Agree	32.95%	57
Total		173

Q25 Our school communicates effectively about the school's goals and activities.

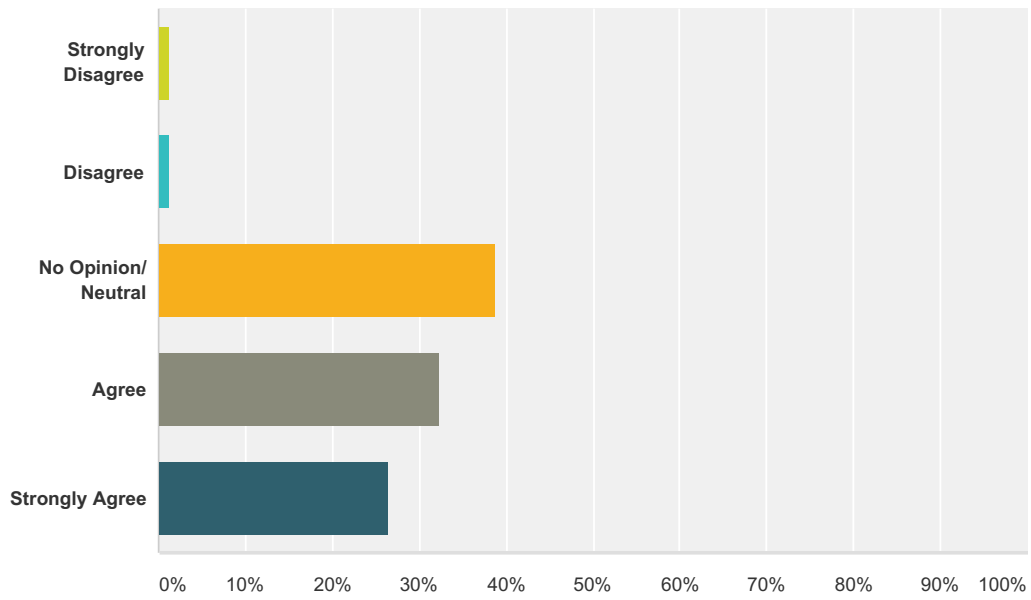
Answered: 173 Skipped: 0



Answer Choices	Responses	
Strongly Disagree	1.73%	3
Disagree	4.62%	8
No Opinion/ Neutral	6.36%	11
Agree	48.55%	84
Strongly Agree	38.73%	67
Total		173

Q26 Our school provides opportunities for stakeholders to be involved in the school.

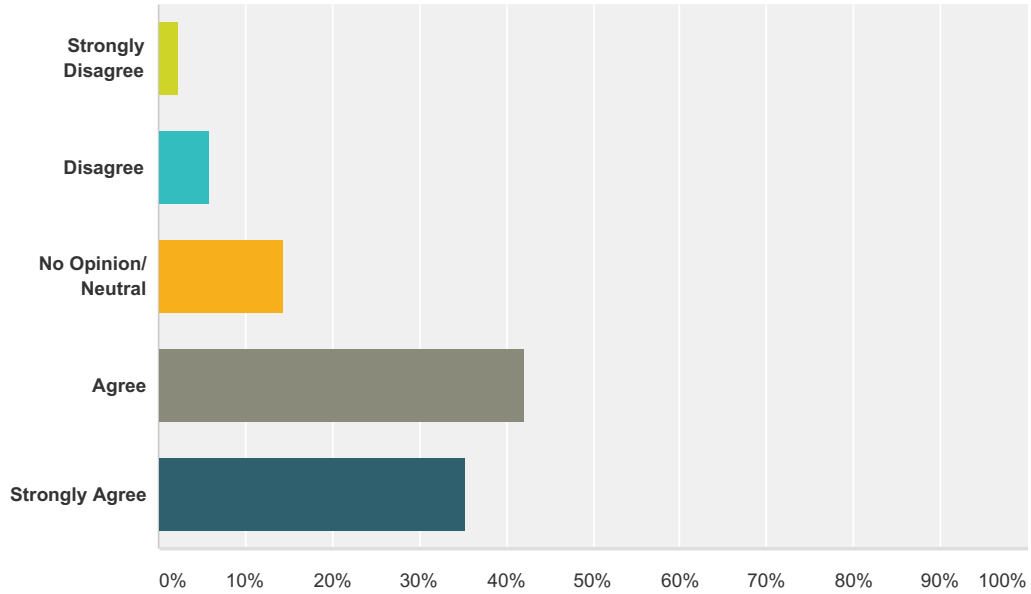
Answered: 173 Skipped: 0



Answer Choices	Responses	
Strongly Disagree	1.16%	2
Disagree	1.16%	2
No Opinion/ Neutral	38.73%	67
Agree	32.37%	56
Strongly Agree	26.59%	46
Total		173

Q27 All of my child's teachers provide an equitable curriculum that meets his/her learning needs.

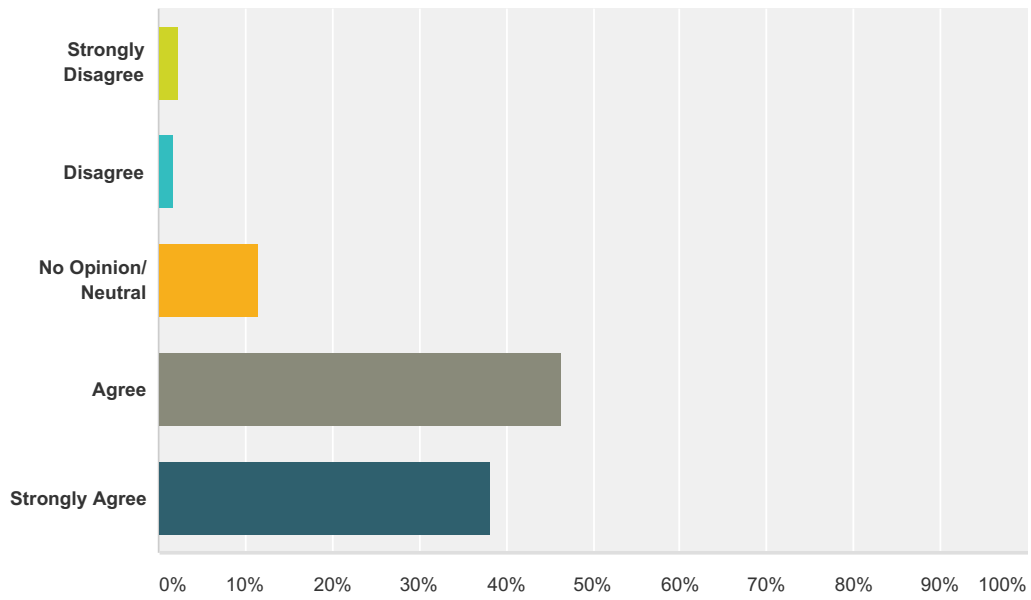
Answered: 173 Skipped: 0



Answer Choices	Responses
Strongly Disagree	2.31% 4
Disagree	5.78% 10
No Opinion/ Neutral	14.45% 25
Agree	42.20% 73
Strongly Agree	35.26% 61
Total	173

Q28 All of my child's teachers give work that challenges my child.

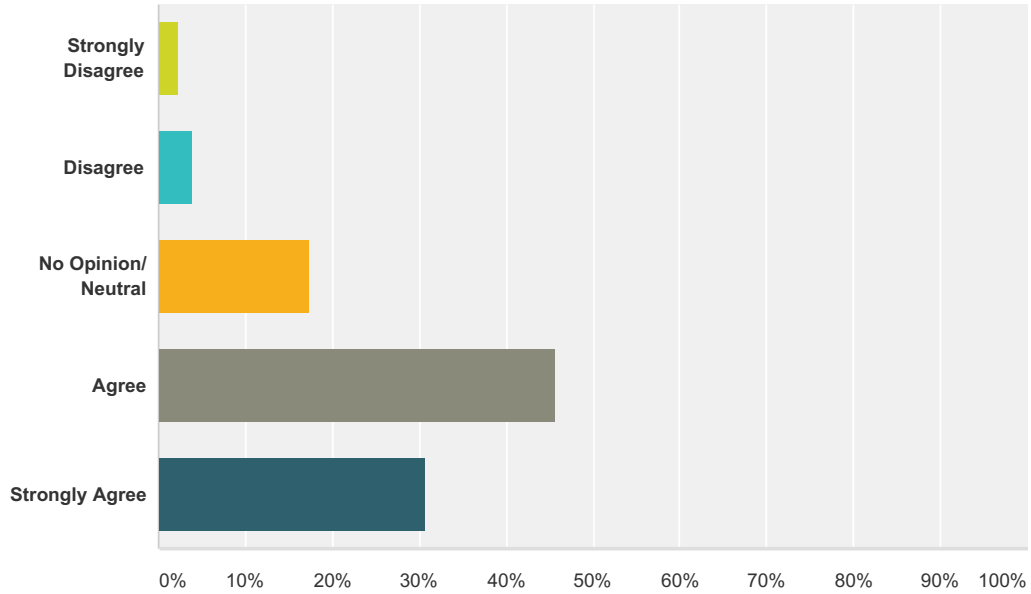
Answered: 173 Skipped: 0



Answer Choices	Responses	
Strongly Disagree	2.31%	4
Disagree	1.73%	3
No Opinion/ Neutral	11.56%	20
Agree	46.24%	80
Strongly Agree	38.15%	66
Total		173

Q29 All of my child's teachers use a variety of teaching strategies and learning activities.

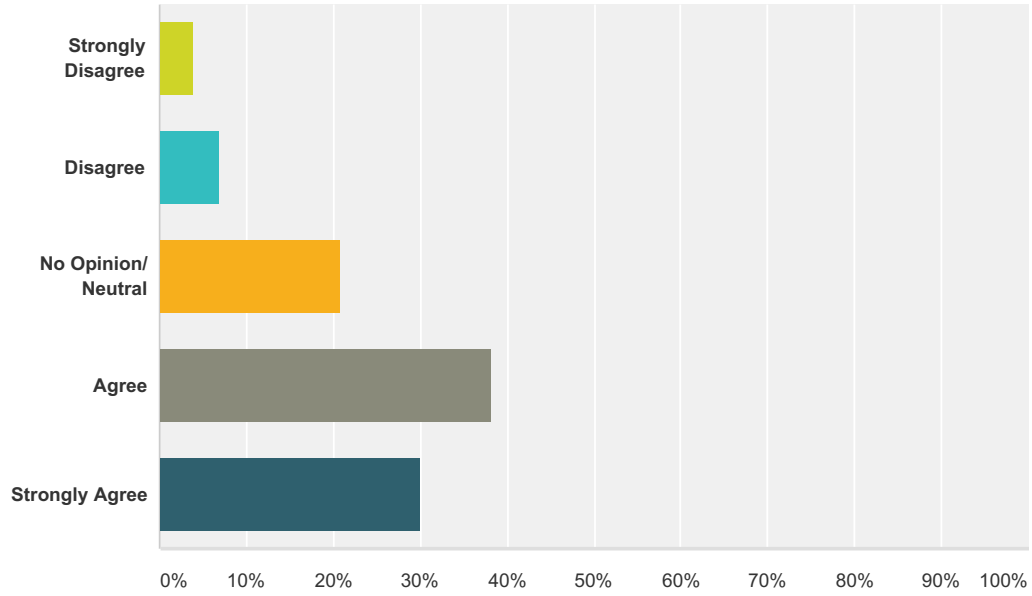
Answered: 173 Skipped: 0



Answer Choices	Responses
Strongly Disagree	2.31% 4
Disagree	4.05% 7
No Opinion/ Neutral	17.34% 30
Agree	45.66% 79
Strongly Agree	30.64% 53
Total	173

Q30 All of my child's teachers meet his/her learning needs by individualizing instruction.

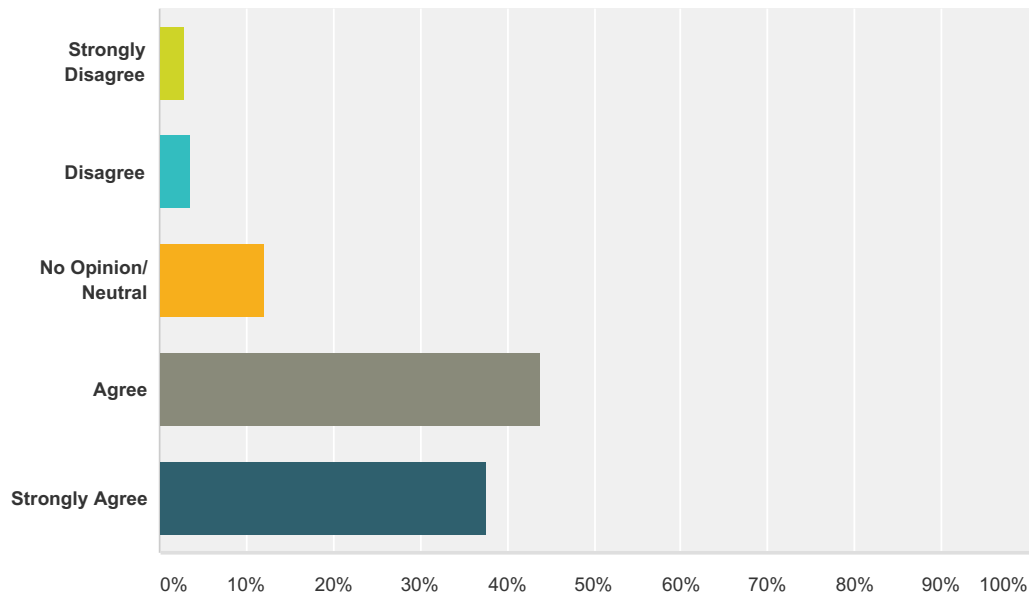
Answered: 173 Skipped: 0



Answer Choices	Responses
Strongly Disagree	4.05% 7
Disagree	6.94% 12
No Opinion/ Neutral	20.81% 36
Agree	38.15% 66
Strongly Agree	30.06% 52
Total	173

Q31 All of the staff at my child's NSHS site work as a team to help my child learn.

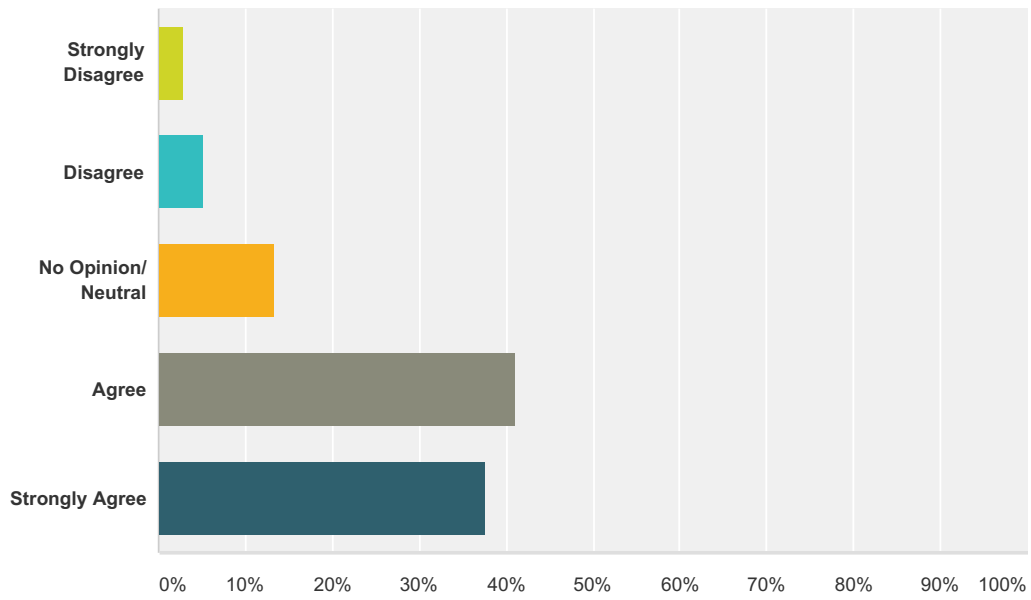
Answered: 173 Skipped: 0



Answer Choices	Responses
Strongly Disagree	2.89% 5
Disagree	3.47% 6
No Opinion/ Neutral	12.14% 21
Agree	43.93% 76
Strongly Agree	37.57% 65
Total	173

Q32 All of the staff at my child's NSHS site help me to understand my child's progress.

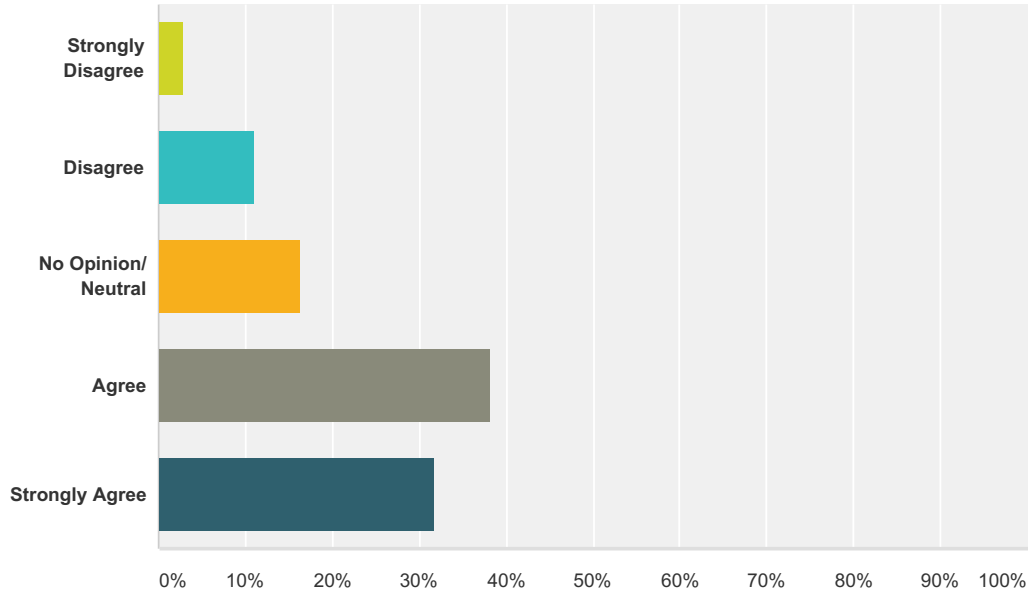
Answered: 173 Skipped: 0



Answer Choices	Responses
Strongly Disagree	2.89% 5
Disagree	5.20% 9
No Opinion/ Neutral	13.29% 23
Agree	41.04% 71
Strongly Agree	37.57% 65
Total	173

Q33 All of the staff at my child's NSHS site keep me informed regularly of how my child is being graded.

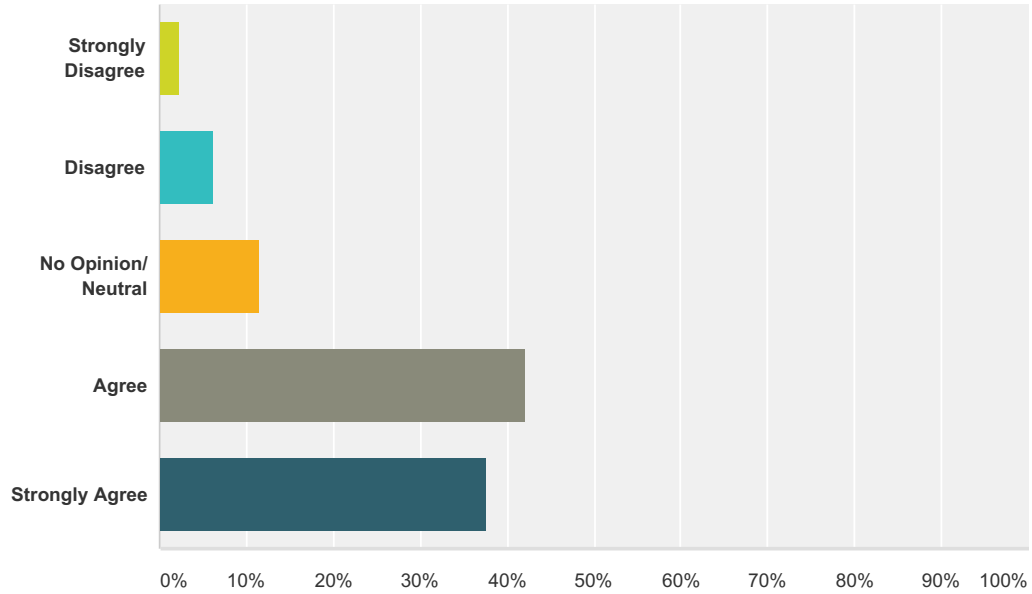
Answered: 173 Skipped: 0



Answer Choices	Responses
Strongly Disagree	2.89% 5
Disagree	10.98% 19
No Opinion/ Neutral	16.18% 28
Agree	38.15% 66
Strongly Agree	31.79% 55
Total	173

Q34 All of the staff at my child's NSHS site report on my child's progress in easy to understand language.

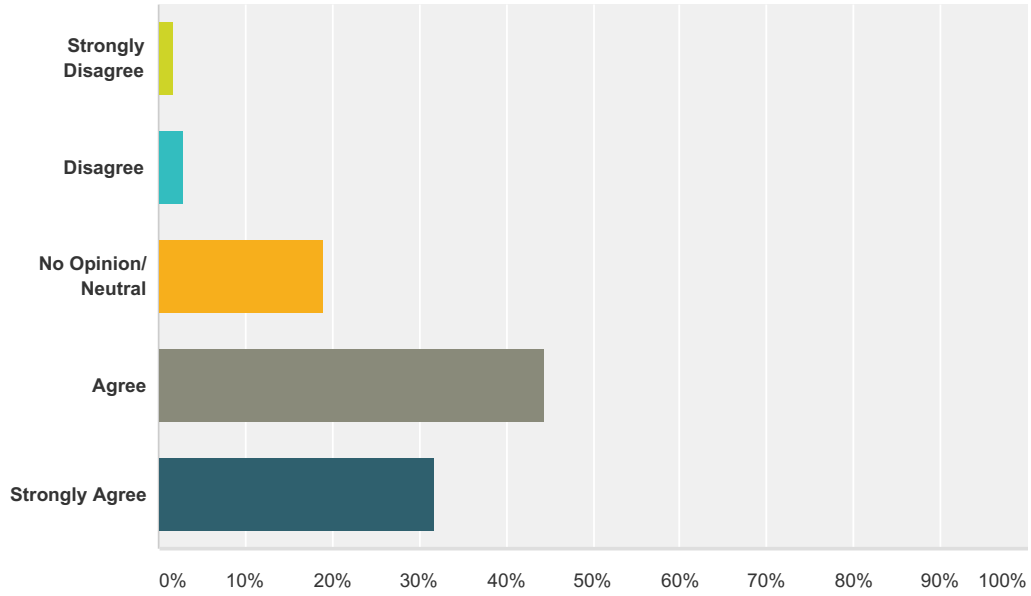
Answered: 173 Skipped: 0



Answer Choices	Responses
Strongly Disagree	2.31% 4
Disagree	6.36% 11
No Opinion/ Neutral	11.56% 20
Agree	42.20% 73
Strongly Agree	37.57% 65
Total	173

Q35 My child sees a relationship between what is being taught and his/her everyday life.

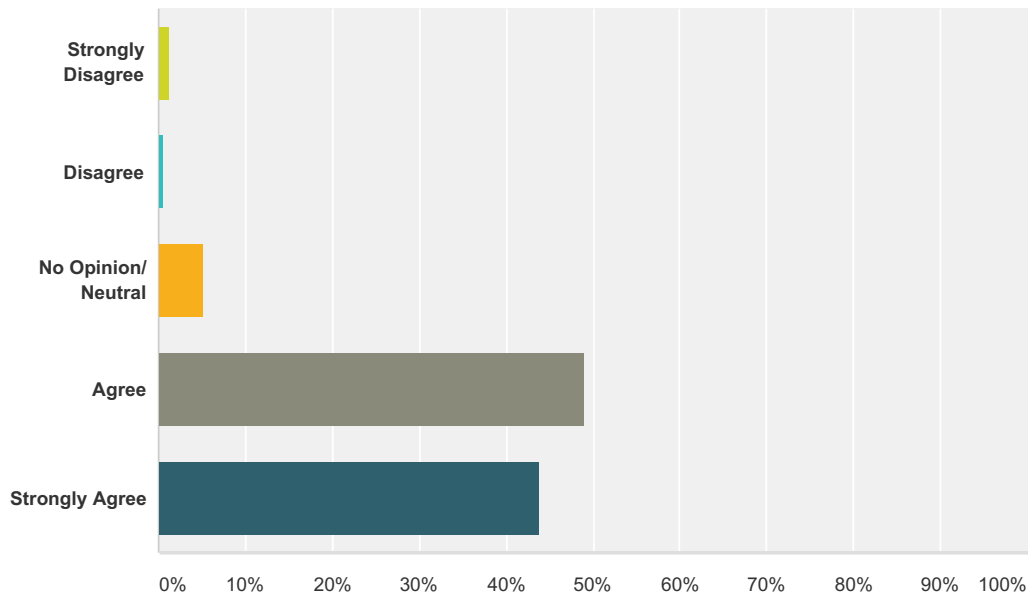
Answered: 173 Skipped: 0



Answer Choices	Responses	
Strongly Disagree	1.73%	3
Disagree	2.89%	5
No Opinion/ Neutral	19.08%	33
Agree	44.51%	77
Strongly Agree	31.79%	55
Total		173

Q36 My child knows the expectations for learning in all classes.

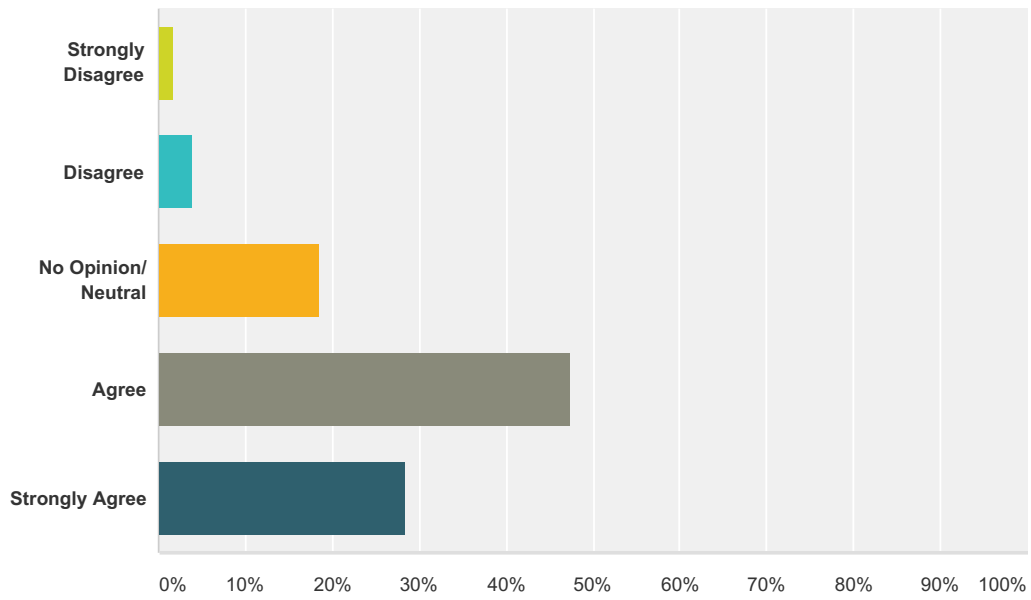
Answered: 173 Skipped: 0



Answer Choices	Responses	
Strongly Disagree	1.16%	2
Disagree	0.58%	1
No Opinion/ Neutral	5.20%	9
Agree	49.13%	85
Strongly Agree	43.93%	76
Total		173

Q37 My child has at least one adult advocate in the school.

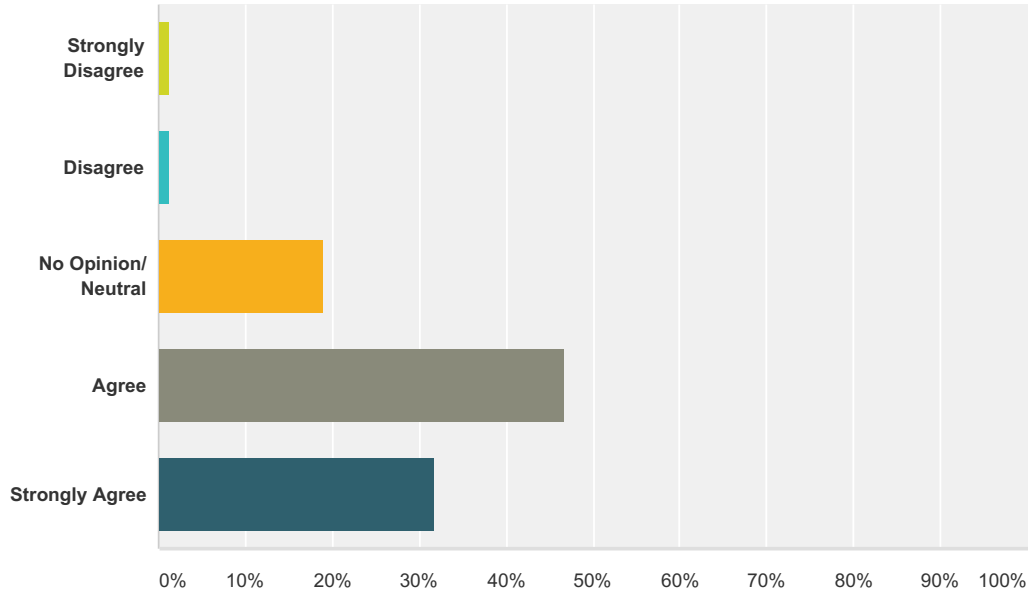
Answered: 173 Skipped: 0



Answer Choices	Responses	
Strongly Disagree	1.73%	3
Disagree	4.05%	7
No Opinion/ Neutral	18.50%	32
Agree	47.40%	82
Strongly Agree	28.32%	49
Total		173

Q38 My child is given multiple assessments to measure his/her understanding of what was taught.

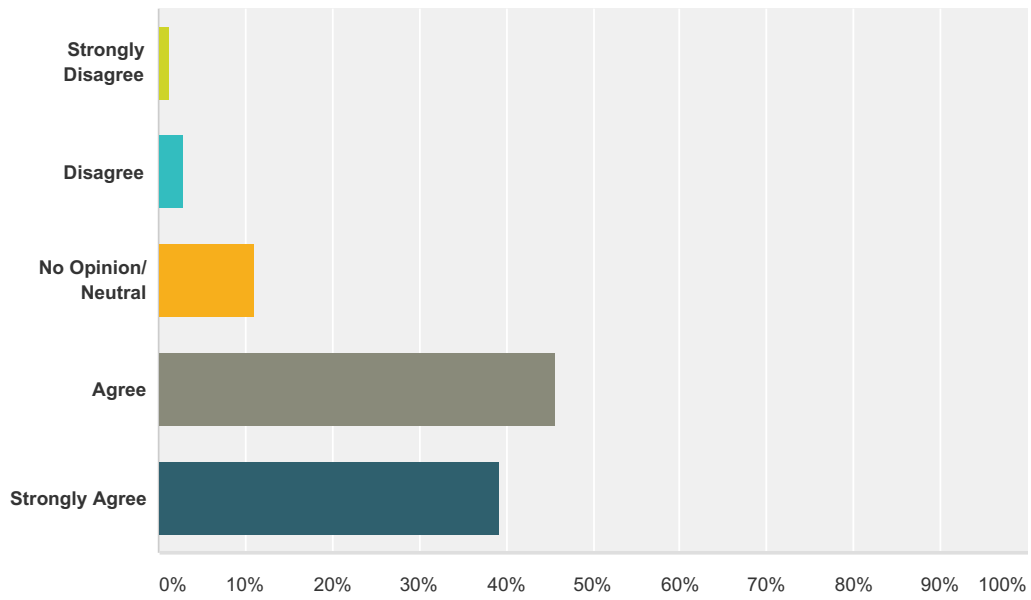
Answered: 173 Skipped: 0



Answer Choices	Responses	
Strongly Disagree	1.16%	2
Disagree	1.16%	2
No Opinion/ Neutral	19.08%	33
Agree	46.82%	81
Strongly Agree	31.79%	55
Total		173

Q39 My child has up-to-date computers and other technology to learn at NSHS.

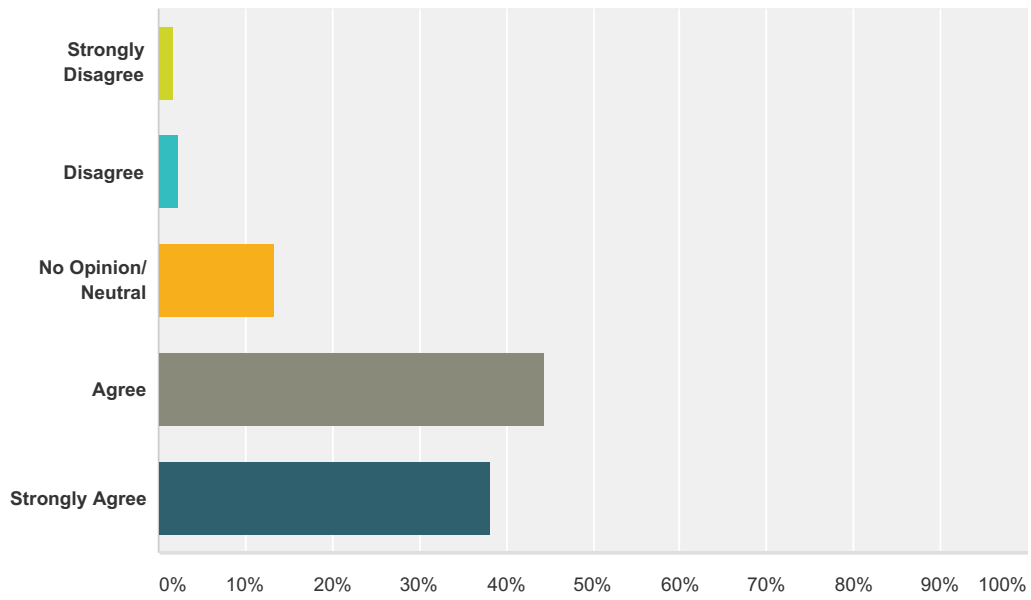
Answered: 173 Skipped: 0



Answer Choices	Responses	
Strongly Disagree	1.16%	2
Disagree	2.89%	5
No Opinion/ Neutral	10.98%	19
Agree	45.66%	79
Strongly Agree	39.31%	68
Total		173

Q40 My child has access to support services based on his/her identified needs.

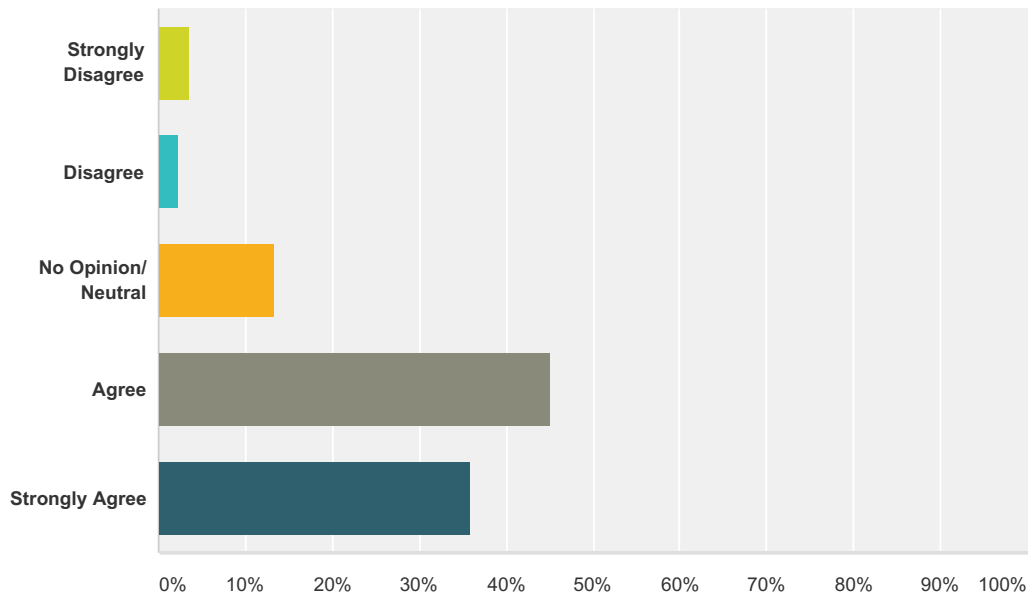
Answered: 173 Skipped: 0



Answer Choices	Responses	
Strongly Disagree	1.73%	3
Disagree	2.31%	4
No Opinion/ Neutral	13.29%	23
Agree	44.51%	77
Strongly Agree	38.15%	66
Total		173

Q41 Our school provides qualified staff members to support student learning.

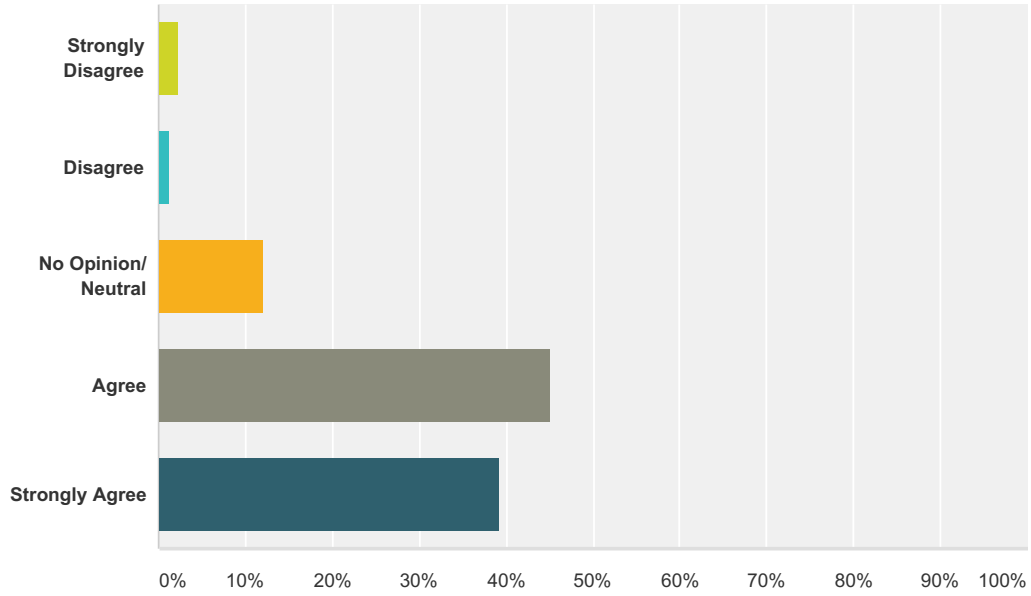
Answered: 173 Skipped: 0



Answer Choices	Responses	
Strongly Disagree	3.47%	6
Disagree	2.31%	4
No Opinion/ Neutral	13.29%	23
Agree	45.09%	78
Strongly Agree	35.84%	62
Total		173

Q42 Our school provides an adequate supply of learning resources that are current and in good condition.

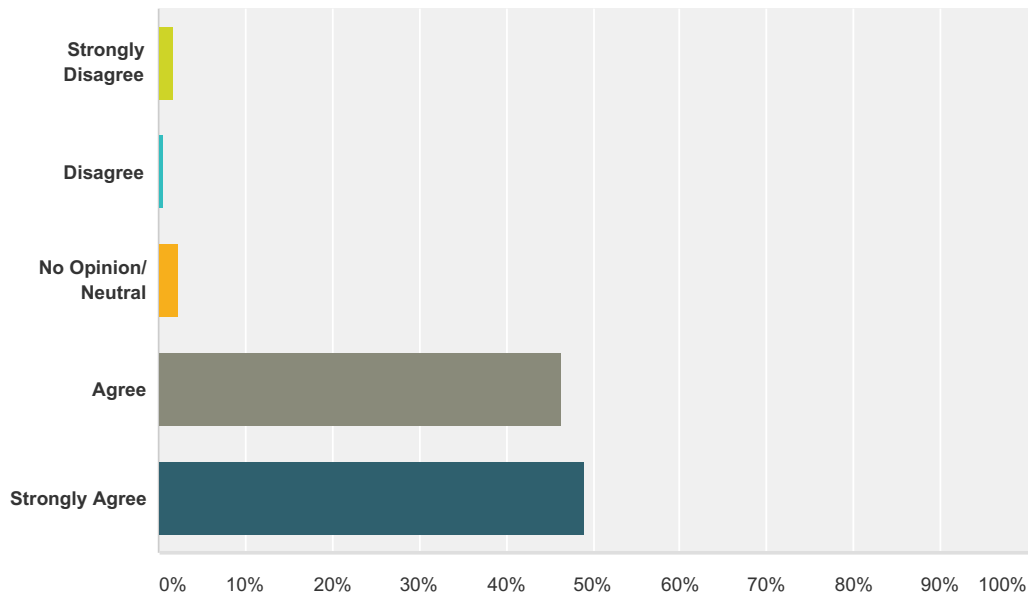
Answered: 173 Skipped: 0



Answer Choices	Responses	
Strongly Disagree	2.31%	4
Disagree	1.16%	2
No Opinion/ Neutral	12.14%	21
Agree	45.09%	78
Strongly Agree	39.31%	68
Total		173

Q43 Our school provides a safe learning environment.

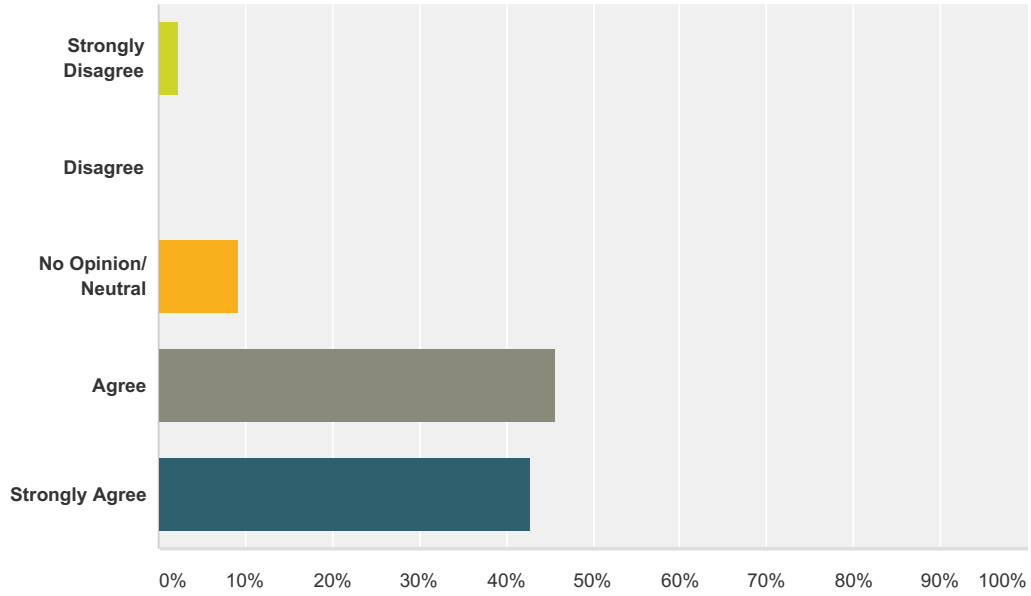
Answered: 173 Skipped: 0



Answer Choices	Responses	
Strongly Disagree	1.73%	3
Disagree	0.58%	1
No Opinion/ Neutral	2.31%	4
Agree	46.24%	80
Strongly Agree	49.13%	85
Total		173

Q44 Our school provides students with access to a variety of information resources to support their learning.

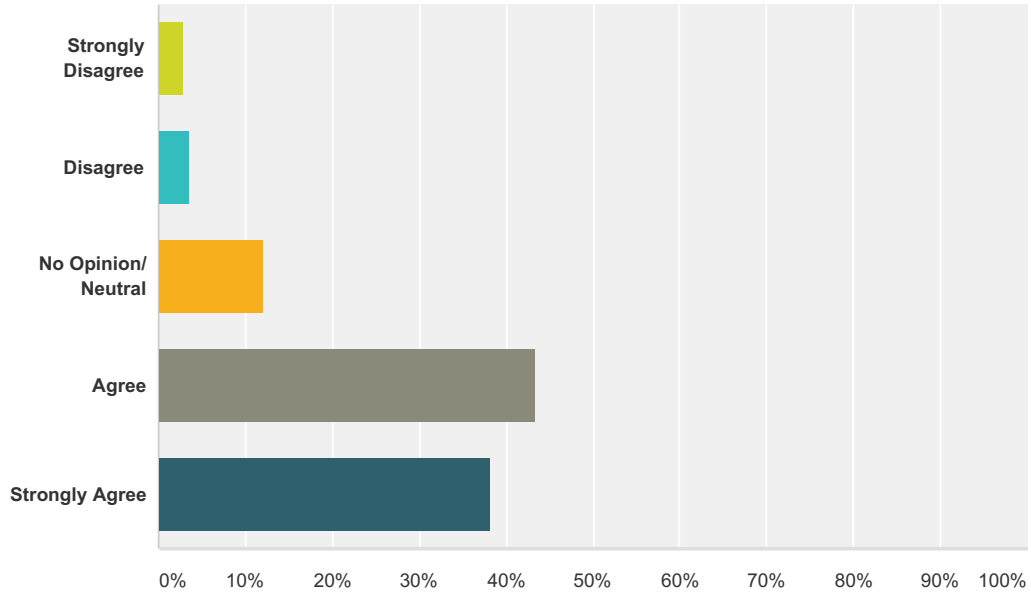
Answered: 173 Skipped: 0



Answer Choices	Responses
Strongly Disagree	2.31% 4
Disagree	0.00% 0
No Opinion/ Neutral	9.25% 16
Agree	45.66% 79
Strongly Agree	42.77% 74
Total	173

Q45 Our school provides excellent support services (e.g., counseling, college and/or career planning).

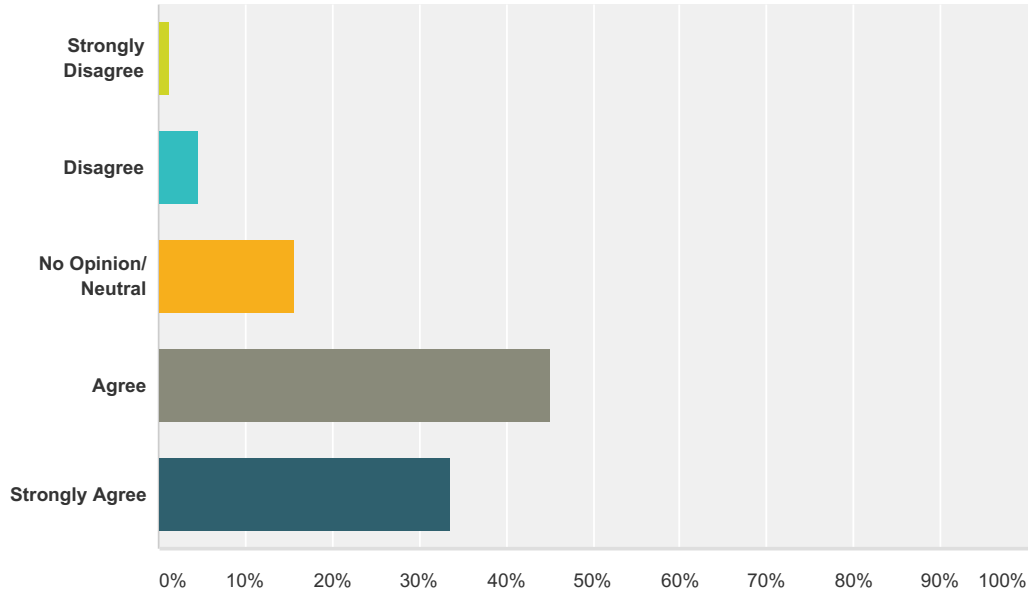
Answered: 173 Skipped: 0



Answer Choices	Responses
Strongly Disagree	2.89% 5
Disagree	3.47% 6
No Opinion/ Neutral	12.14% 21
Agree	43.35% 75
Strongly Agree	38.15% 66
Total	173

Q46 Our school provides opportunities for students to participate in activities that interest them.

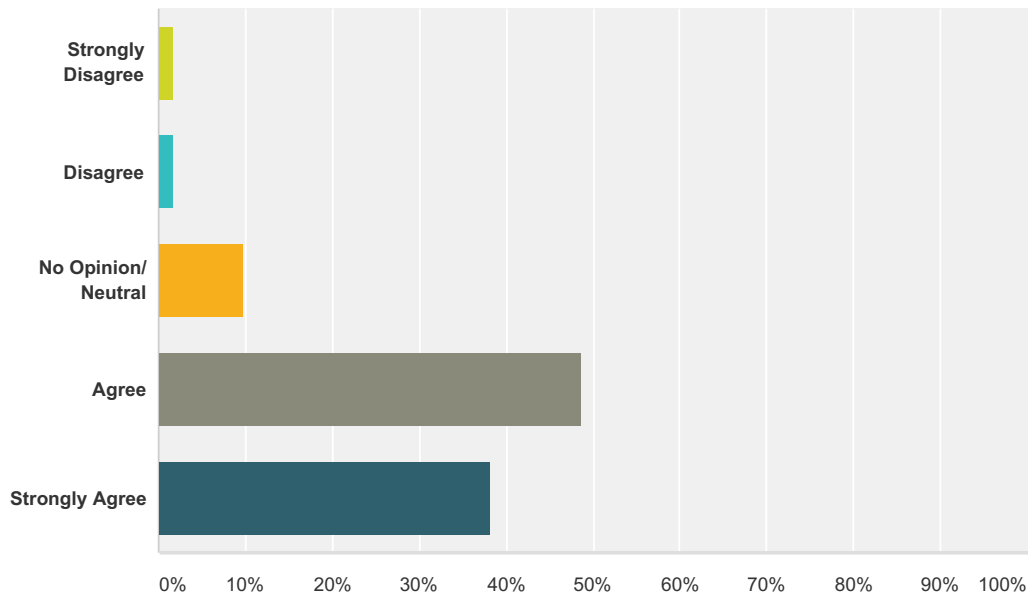
Answered: 173 Skipped: 0



Answer Choices	Responses	
Strongly Disagree	1.16%	2
Disagree	4.62%	8
No Opinion/ Neutral	15.61%	27
Agree	45.09%	78
Strongly Agree	33.53%	58
Total		173

Q47 Our school ensures that the facilities support student learning.

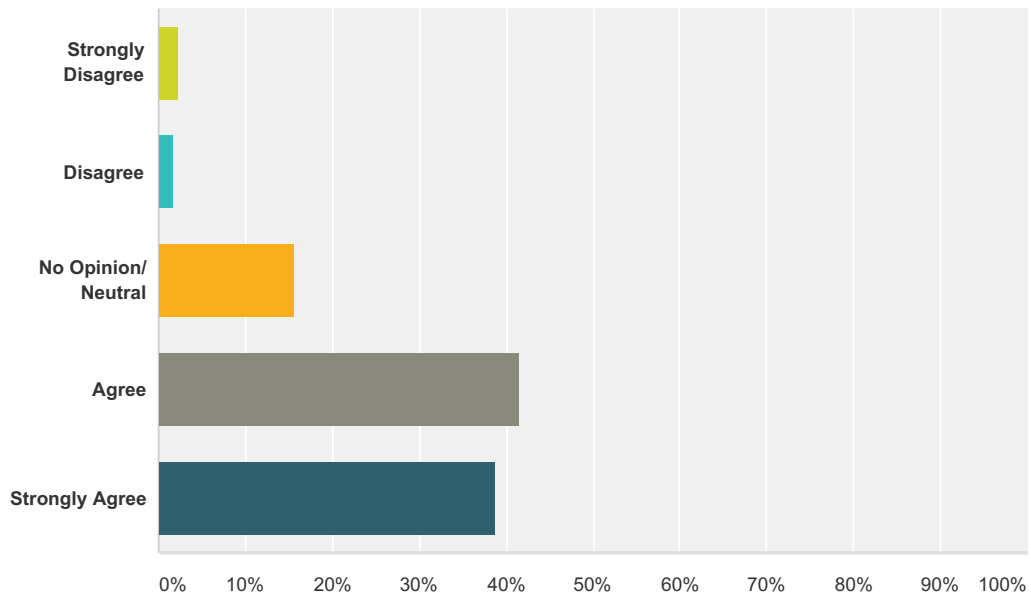
Answered: 173 Skipped: 0



Answer Choices	Responses	
Strongly Disagree	1.73%	3
Disagree	1.73%	3
No Opinion/ Neutral	9.83%	17
Agree	48.55%	84
Strongly Agree	38.15%	66
Total		173

Q48 Our school ensures the effective use of financial resources.

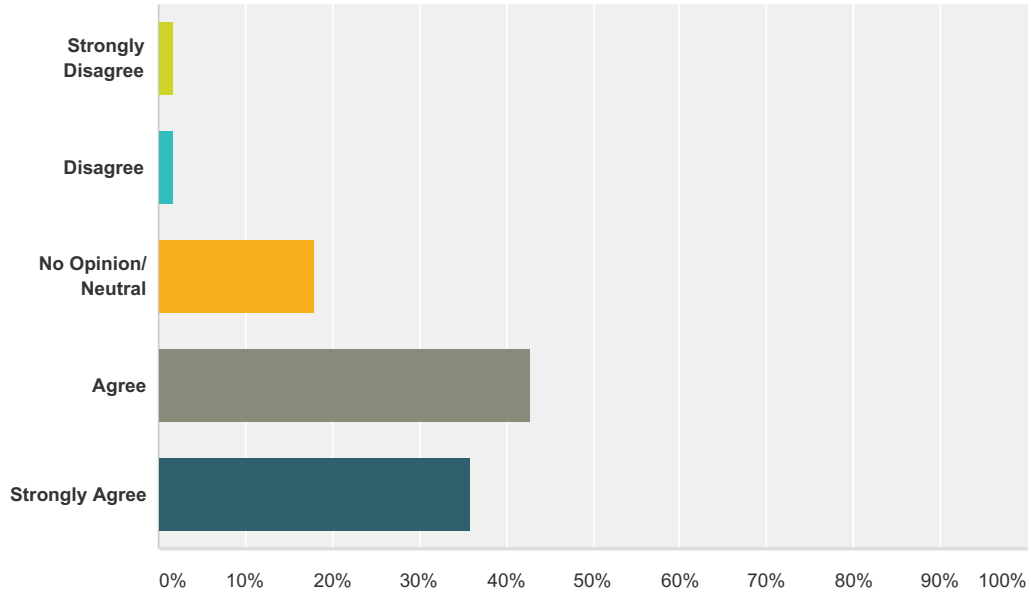
Answered: 173 Skipped: 0



Answer Choices	Responses	
Strongly Disagree	2.31%	4
Disagree	1.73%	3
No Opinion/ Neutral	15.61%	27
Agree	41.62%	72
Strongly Agree	38.73%	67
Total		173

Q49 Our school ensures that instructional time is protected and interruptions are minimized.

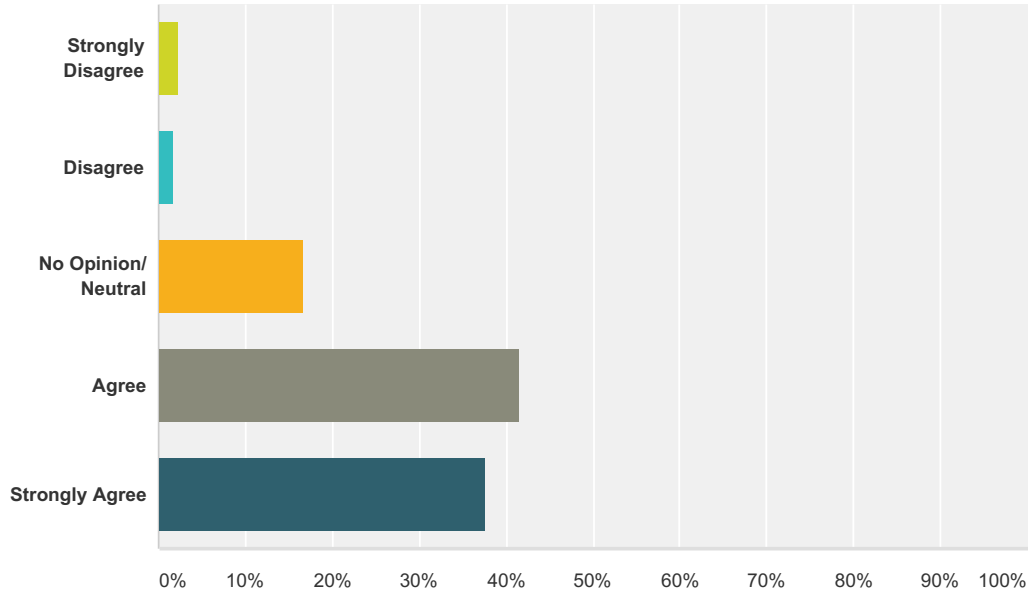
Answered: 173 Skipped: 0



Answer Choices	Responses
Strongly Disagree	1.73% 3
Disagree	1.73% 3
No Opinion/ Neutral	17.92% 31
Agree	42.77% 74
Strongly Agree	35.84% 62
Total	173

Q50 Our school ensures that all staff members monitor and report the achievement of school goals.

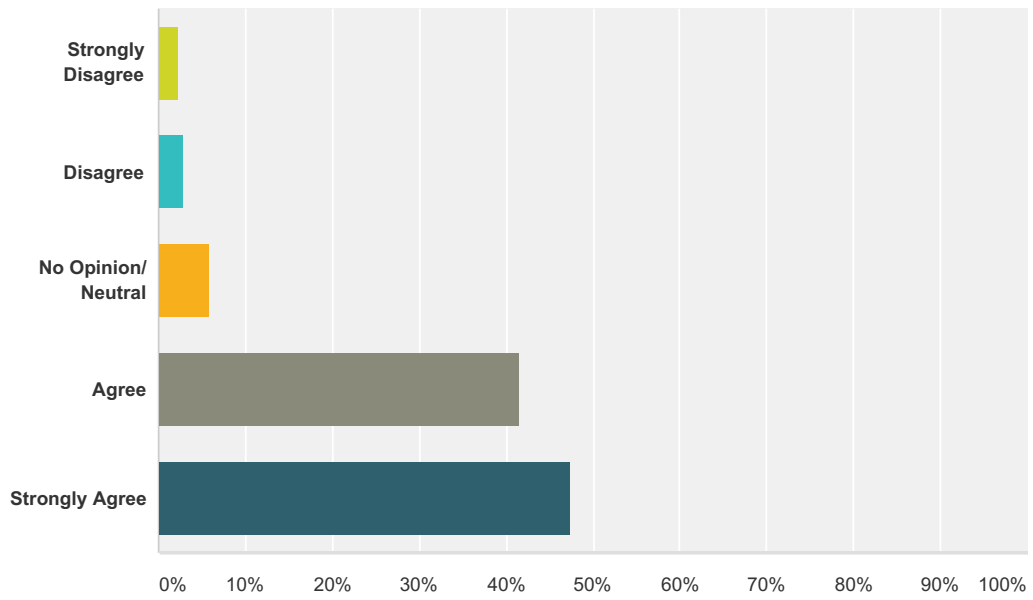
Answered: 173 Skipped: 0



Answer Choices	Responses	
Strongly Disagree	2.31%	4
Disagree	1.73%	3
No Opinion/ Neutral	16.76%	29
Agree	41.62%	72
Strongly Agree	37.57%	65
Total		173

Q51 My child is prepared for success in the next year.

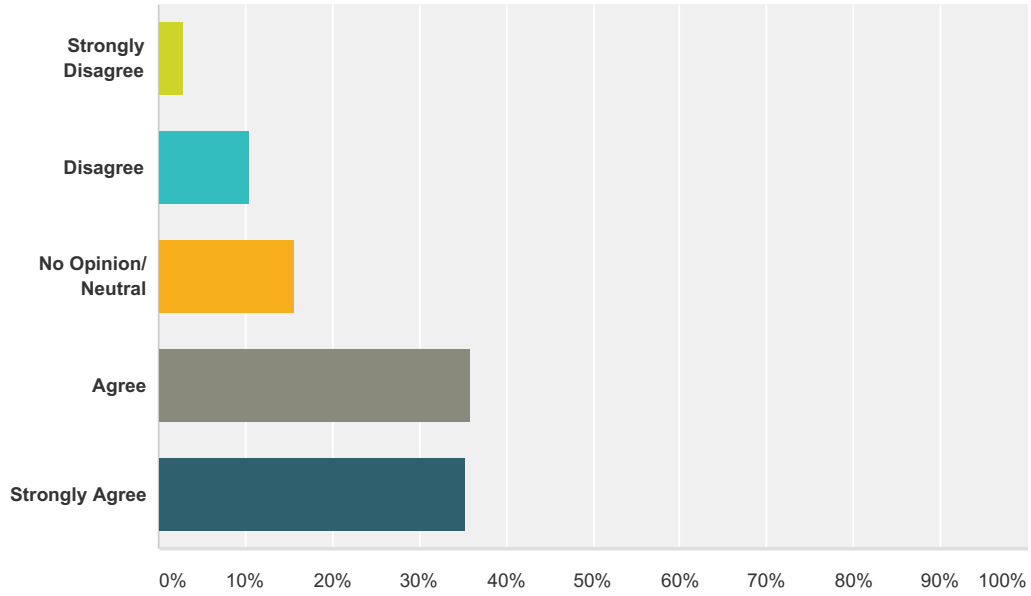
Answered: 173 Skipped: 0



Answer Choices	Responses	
Strongly Disagree	2.31%	4
Disagree	2.89%	5
No Opinion/ Neutral	5.78%	10
Agree	41.62%	72
Strongly Agree	47.40%	82
Total		173

Q52 My child has administrators and teachers that monitor and inform me of his/her learning progress.

Answered: 173 Skipped: 0



Answer Choices	Responses	
Strongly Disagree	2.89%	5
Disagree	10.40%	18
No Opinion/ Neutral	15.61%	27
Agree	35.84%	62
Strongly Agree	35.26%	61
Total		173